

Biotinylated Human TPBG/5T4 Protein

Cat. No. 5T4-HM401B

Description

Source	Recombinant Biotinylated Human TPBG/5T4 Protein is expressed from HEK293 with His tag and Avi tag at the C-Terminus. It contains Ser32-Ser355.
Accession	Q13641-1
Molecular Weight	The protein has a predicted MW of 38.2 kDa. Due to glycosylation, the protein migrates to 50-70 kDa based on Bis-Tris PAGE result.
Endotoxin	Less than 1EU per μg by the LAL method.
Purity	> 95% as determined by Bis-Tris PAGE > 95% as determined by HPLC

Formulation and Storage

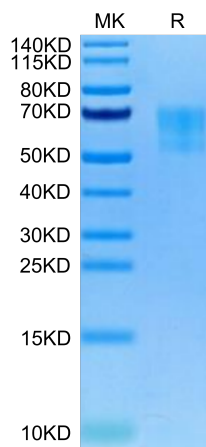
Formulation	Lyophilized from 0.22 μm filtered solution in PBS (pH 7.4). Normally 8% trehalose is added as protectant before lyophilization.
Reconstitution	Centrifuge the tube before opening. Reconstituting to a concentration more than 100 $\mu\text{g}/\text{ml}$ is recommended. Dissolve the lyophilized protein in distilled water.
Storage	-20 to -80°C for 12 months as supplied from date of receipt. -80°C for 3 months after reconstitution. Recommend to aliquot the protein into smaller quantities for optimal storage. Please minimize freeze-thaw cycles.

Background

The oncofetal tumor-associated antigen 5T4 (TBGP) has been linked with CSC properties in several different malignancies. 5T4 has functional attributes that are relevant to the spread of tumors including through EMT, CXCR4/CXCL12, Wnt, and Hippo pathways which may all contribute through the mobilization of CSCs.

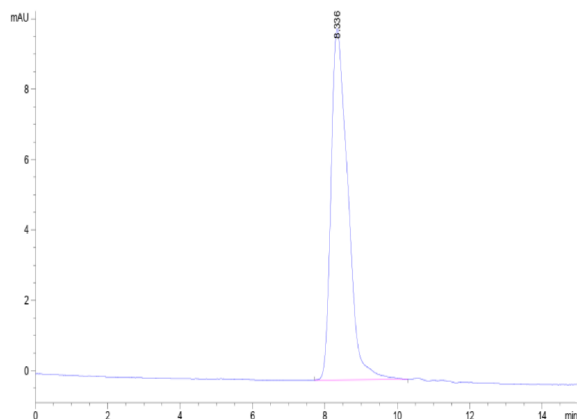
Assay Data

Bis-Tris PAGE



Biotinylated Human TPBG on Bis-Tris PAGE under reduced condition. The purity is greater than 95%.

SEC-HPLC



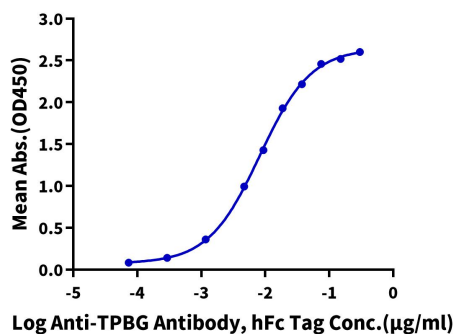
The purity of Biotinylated Human TPBG is greater than 95% as determined by SEC-HPLC.

Assay Data

ELISA Data

Biotinylated Human TPBG, His Tag ELISA

0.1µg Biotinylated Human TPBG, His Tag Per Well



Immobilized Biotinylated Human TPBG, His Tag at 1µg/ml (100µl/Well) on streptavidin (5µg/ml) precoated plate. Dose response curve for Anti-TPBG Antibody, hFc Tag with the EC50 of 8.2ng/ml determined by ELISA (QC Test).