

Human A2AR Protein-Nanodisc

Cat. No. A2R-HM1N1

Description

Source Recombinant Human A2AR Protein-Nanodisc is expressed from HEK293 with His tag at the C-terminus. It contains Met1-Ser412.

Accession P29274

Molecular Weight The protein has a predicted MW of 45.5 kDa.

Formulation and Storage

Formulation Supplied as 0.22 μ m filtered solution in PBS (pH 7.4).

Storage Valid for 12 months from date of receipt when stored at -80°C . Recommend to aliquot the protein into smaller quantities for optimal storage. Please minimize freeze-thaw cycles.

Background

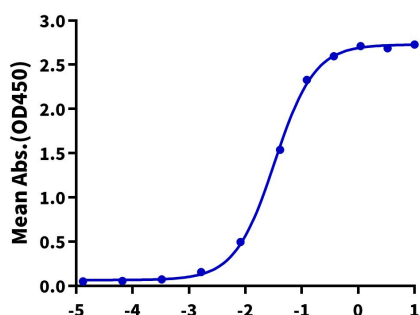
Adenosine is a neuromodulator in the adult central nervous system. Membrane-bound receptors for adenosine have been identified and cDNAs for A1, A2a, A2b, and A3 adenosine receptor subtypes have been cloned recently. Expression of A2a adenosine receptor mRNA in cranial ganglia, carotid body, and intermediate lobe of the pituitary gland similarly suggests novel sites of adenosine action during development and in the adult.

Assay Data

ELISA Data

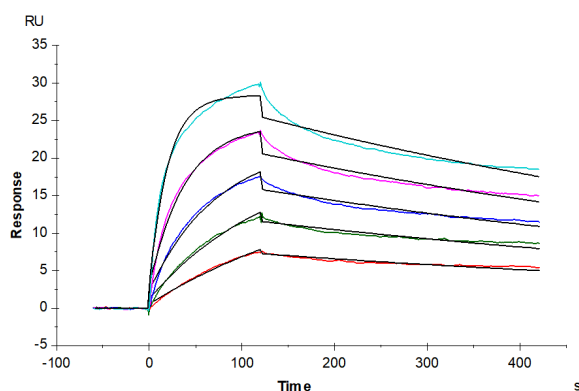
Human A2AR Nanodisc, His Tag ELISA

0.5 μ g Human A2AR Nanodisc, His Tag Per Well



Immobilized Human A2AR Nanodisc, His Tag at 5 μ g/ml (100 μ l/well) on the plate. Dose response curve for Anti-A2AR Antibody, mFc Tag with the EC50 of 33.1 ng/ml determined by ELISA (QC Test).

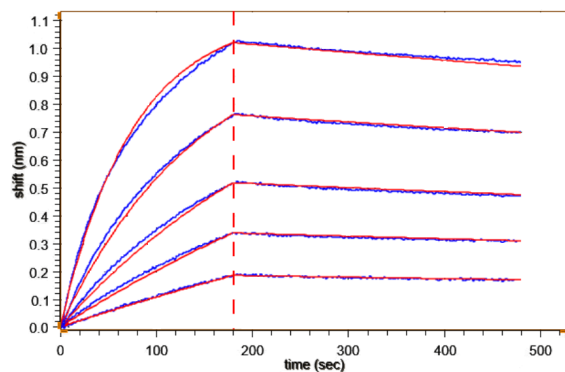
SPR Data



Human A2AR Nanodisc, His Tag captured on CM5 Chip via Anti-his antibody can bind Anti-A2AR Antibody, mFc Tag with an affinity constant of 0.32 nM as determined in SPR assay (Biacore T200).

Assay Data

BLI Data



Loaded Anti-A2AR Antibody on Protein A-Biosensor, can bind Human A2AR Nanodisc, His Tag with an affinity constant of 4.44 nM as determined in BLI assay (Gator).