

Cynomolgus ANGPTL3/Angiopoietin-like 3 Protein



Cat. No. ANG-CM103

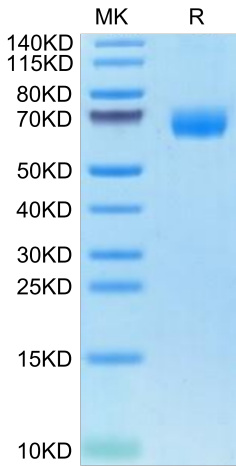
Description	
Source	Recombinant Cynomolgus ANGPTL3/Angiopoietin-like 3 Protein is expressed from HEK293 with His tag at the C-Terminus. It contains Ser17-Glu460.
Accession	A0A2K5UDC5
Molecular Weight	The protein has a predicted MW of 52.86 kDa. Due to glycosylation, the protein migrates to 60-70 kDa based on Tris-Bis PAGE result.
Endotoxin	Less than 1EU per µg by the LAL method.
Purity	> 95% as determined by Tris-Bis PAGE > 95% as determined by HPLC

Formulation and Storage	
Formulation	Lyophilized from 0.22µm filtered solution in PBS (pH 7.4). Normally 8% trehalose is added as protectant before lyophilization.
Reconstitution	Centrifuge the tube before opening. Reconstituting to a concentration more than 100 µg/ml is recommended. Dissolve the lyophilized protein in distilled water.
Storage	-20 to -80°C for 12 months as supplied from date of receipt. -20 to -80°C for 3-6 months in unopened state after reconstitution. 2-8°C for 2-7 days after reconstitution. Recommend to aliquot the protein into smaller quantities for optimal storage. Please minimize freeze-thaw cycles.

Background	
ANGPTL3 is a secreted glycoprotein that is structurally related to the angiopoietins. Mature human ANGPTL3 contains an N-terminal coiled coil domain and a Cterminal fibrinogen-like domain. ANGPTL3 is expressed in the liver from early in development through adulthood. Acts in part as a hepatokine that is involved in regulation of lipid and glucose metabolism. Proposed to play a role in the trafficking of energy substrates to either storage or oxidative tissues in response to food intake.	

Assay Data

Tris-Bis PAGE



Cynomolgus ANGPTL3 on Tris-Bis PAGE under reduced condition. The purity is greater than 95%.

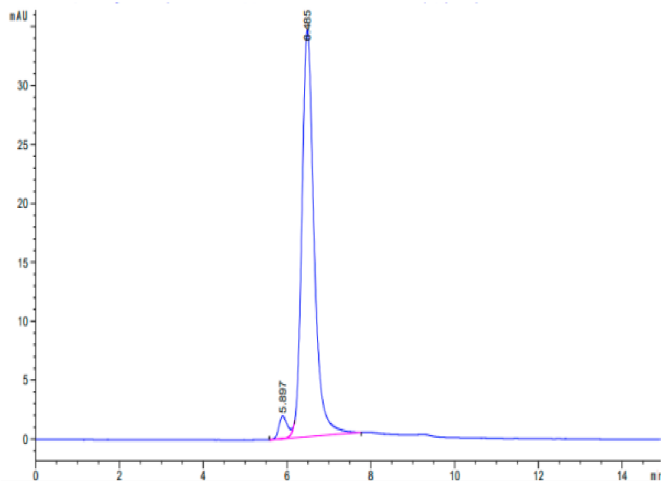
SEC-HPLC

Cynomolgus ANGPTL3/Angiopoietin-like 3 Protein

Cat. No. ANG-CM103



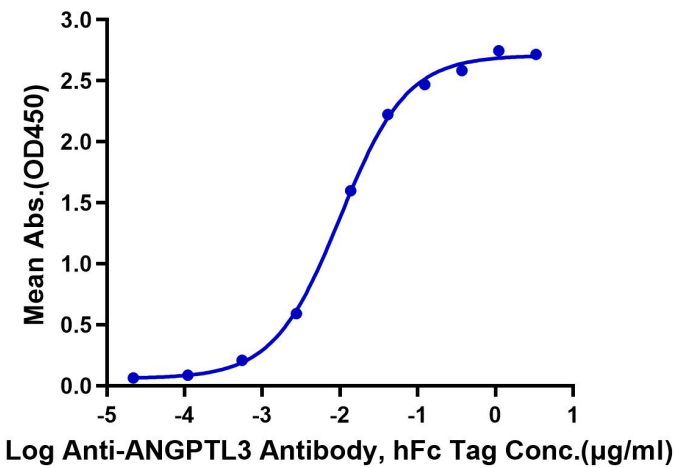
Assay Data



The purity of Cynomolgus ANGPTL3 is greater than 95% as determined by SEC-HPLC.

ELISA Data

Cynomolgus ANGPTL3, His Tag ELISA  
0.05µg Cynomolgus ANGPTL3, His Tag Per Well



Immobilized Cynomolgus ANGPTL3, His Tag at 0.5µg/ml (100µl/well) on the plate. Dose response curve for Anti-ANGPTL3 Antibody, hFc Tag with the EC50 of 10.1ng/ml determined by ELISA.