

Biotinylated Human ANGPT2/Angiopoietin-2 Protein

Cat. No. APN-HM401B

Description

Source	Recombinant Biotinylated Human ANGPT2/Angiopoietin-2 Protein is expressed from HEK293 with His tag and Avi tag at the N-Terminus. It contains Lys275-Phe496.
Accession	O15123-1
Molecular Weight	The protein has a predicted MW of 28.4 kDa. Due to glycosylation, the protein migrates to 32-37 kDa based on Tris-Bis PAGE result.
Endotoxin	Less than 1EU per µg by the LAL method.
Purity	> 95% as determined by Tris-Bis PAGE

Formulation and Storage

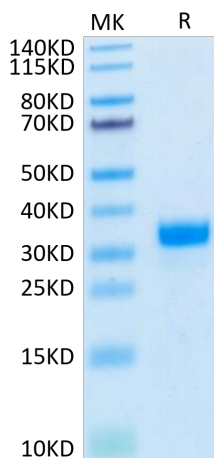
Formulation	Lyophilized from 0.22µm filtered solution in PBS (pH 7.4). Normally 8% trehalose is added as protectant before lyophilization.
Reconstitution	Centrifuge the tube before opening. Reconstituting to a concentration more than 100 µg/ml is recommended. Dissolve the lyophilized protein in distilled water.
Storage	-20 to -80°C for 12 months as supplied from date of receipt. -80°C for 3-6 months after reconstitution. 2-8°C for 2-7 days after reconstitution. Recommend to aliquot the protein into smaller quantities for optimal storage. Please minimize freeze-thaw cycles.

Background

Angiopoietin-2 (Ang-2; also ANGPT2) is a secreted glycoprotein that plays a complex role in angiogenesis and inflammation. Mature Ang-2 is 478 amino acids in length. Ang2 is widely expressed during development, but it is restricted postnatally to highly angiogenic tissues such as the placenta, ovaries, and uterus. It is particularly abundant in vascular endothelial cells (EC) where it is stored in intracellular Weibel Palade bodies.

Assay Data

Tris-Bis PAGE

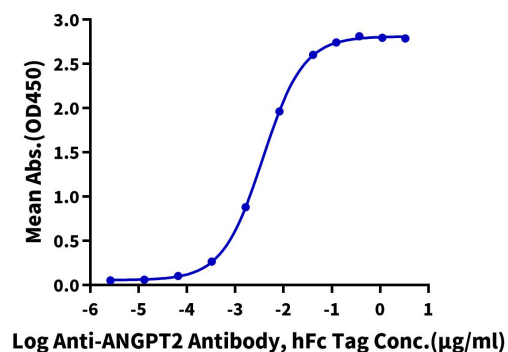


Biotinylated Human ANGPT2 on Tris-Bis PAGE under reduced condition. The purity is greater than 95%.

ELISA Data

Biotinylated Human ANGPT2, His Tag ELISA

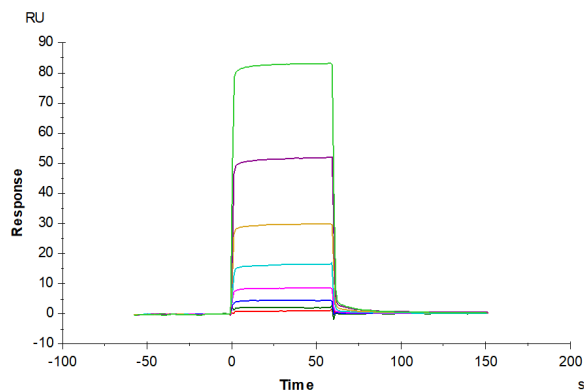
0.1µg Biotinylated Human ANGPT2, His Tag Per Well



Immobilized Biotinylated Human ANGPT2, His Tag at 1µg/ml (100µl/well) on the streptavidin precoated plate (5µg/ml). Dose response curve for Anti-ANGPT2 Antibody, hFc Tag with the EC50 of 3.8ng/ml determined by ELISA (QC Test).

Assay Data

SPR Data



Human TIE2, His Tag immobilized on CM5 Chip can bind Biotinylated Human ANGPT2, His Tag with an affinity constant of 2.93 μ M as determined in SPR assay (Biacore T200).