

Biotinylated Human APRIL/TNFSF13 Trimer Protein

Cat. No. APR-HM410B

Description

Source	Recombinant Biotinylated Human APRIL/TNFSF13 Trimer Protein is expressed from HEK293 with His tag, Avi tag and Flag Tag at the N-Terminus. It contains Lys112-Leu250.
Accession	O75888-1
Molecular Weight	The protein has a predicted MW of 52.1 kDa. Due to glycosylation, the protein migrates to 55-65 kDa based on Bis-Tris PAGE result.
Endotoxin	Less than 1EU per µg by the LAL method.
Purity	> 95% as determined by Bis-Tris PAGE > 90% as determined by HPLC

Formulation and Storage

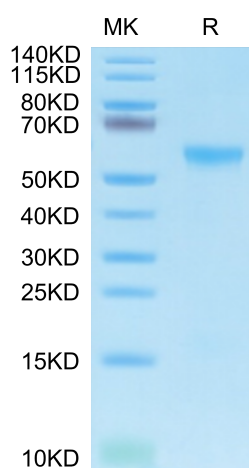
Formulation	Supplied as 0.22 µm filtered solution in PBS (pH 7.4).
Storage	Valid for 12 months from date of receipt when stored at -80°C. Recommend to aliquot the protein into smaller quantities for optimal storage. Please minimize freeze-thaw cycles.

Background

The APRIL (a proliferation-inducing ligand), also known as TNFSF13, TALL2, TRDL1, and CD256, is a member of the TNF ligand superfamily. Both APRIL and its close relative BAFF bind and signal through the TNF superfamily receptors TACI and BCMA, while BAFF additionally functions through BAFF R.

Assay Data

Bis-Tris PAGE

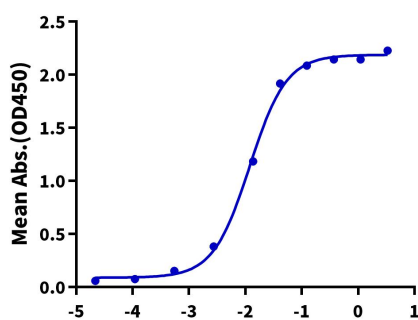


Biotinylated Human APRIL Trimer on Bis-Tris PAGE under reduced condition. The purity is greater than 90%.

ELISA Data

Biotinylated Human APRIL (Trimer), His Tag ELISA

0.05µg Human BCMA, hFc Tag Per Well

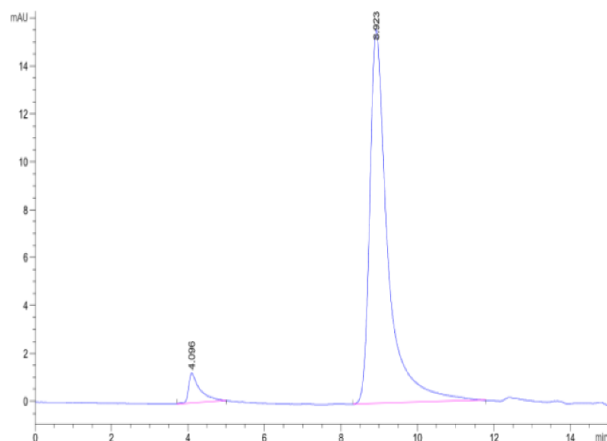


Immobilized Human BCMA, hFc Tag at 0.5µg/ml (100µl/well) on the plate. Dose response curve for Biotinylated Human APRIL (Trimer) , His Tag with the EC50 of 11.9ng/ml determined by ELISA.

Log Biotinylated Human APRIL (Trimer), His Tag Conc.(µg/ml)

Assay Data

SEC-HPLC



The purity of Biotinylated Human APRIL is greater than 95% as determined by SEC-HPLC.