

Human/Cynomolgus Activin RIIA/ACVR2A Protein, Ultra Low Endotoxin



Cat. No. ARA-HM12A-UL

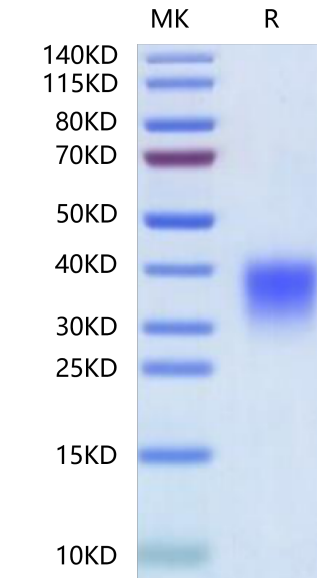
Description	
Source	Recombinant Human/Cynomolgus Activin RIIA/ACVR2A Protein is expressed from HEK293 with His tag at the C-Terminus. It contains Ala20-Pro135.
Accession	P27037-1(Human) / G7PKJ4(Cynomolgus)
Molecular Weight	The protein has a predicted MW of 14.50 kDa. Due to glycosylation, the protein migrates to 30-45 kDa based on Bis-Tris PAGE result.
Endotoxin	Less than 0.001 EU per µg by the LAL method.
Purity	> 95% as determined by Bis-Tris PAGE > 95% as determined by HPLC

Formulation and Storage	
Formulation	Lyophilized from 0.22 µm filtered solution in PBS (pH 7.4). Normally 8% trehalose is added as protectant before lyophilization.
Reconstitution	Dissolve the lyophilized protein in distilled water. Please refer to the Certificate of Analysis for detailed instructions.
Storage	-20 to -80°C for 12 months as supplied from date of receipt.-80°C for 3 months after reconstitution.Recommend to aliquot the protein into smaller quantities for optimal storage. Please minimize freeze-thaw cycles.

Background	
Activin A receptor type 2A (ACVR2A) is a membrane receptor in the transforming growth factor- beta (TGF-β signaling pathway, which is involved in the regulation of cell proliferation, migration, and apoptosis. Loss of ACVR2A has an important role in cancer progression and distant metastasis and may serve as a prognostic marker in patients with colon cancer.	

Assay Data

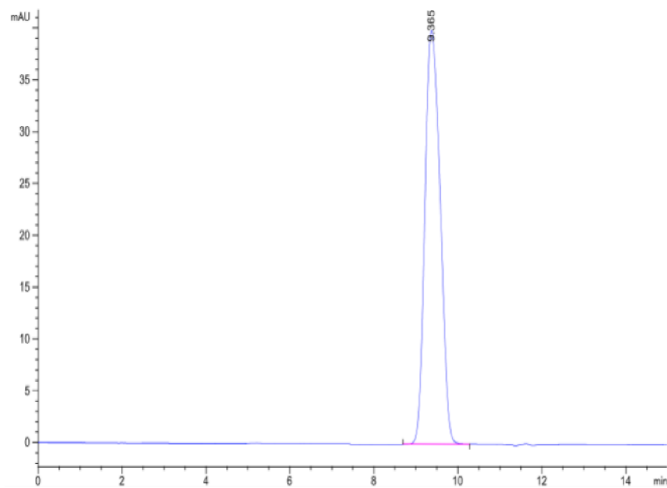
Bis-Tris PAGE



Human/Cynomolgus Activin RIIA on Bis-Tris PAGE under reduced condition. The purity is greater than 95%.

SEC-HPLC

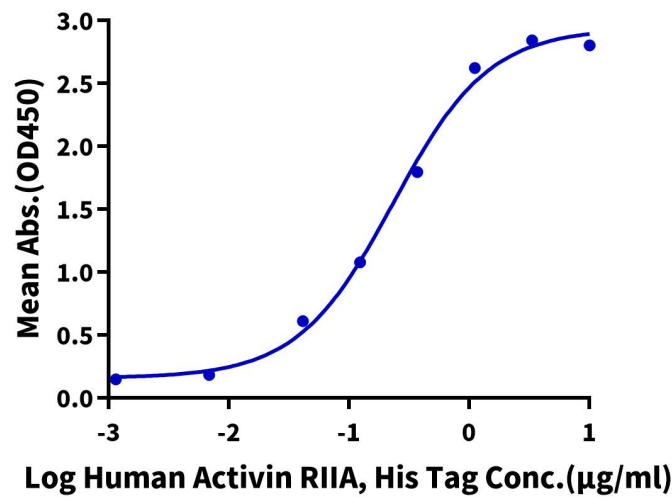
Assay Data



The purity of Human/Cynomolgus Activin RIIA is greater than 95% as determined by SEC-HPLC.

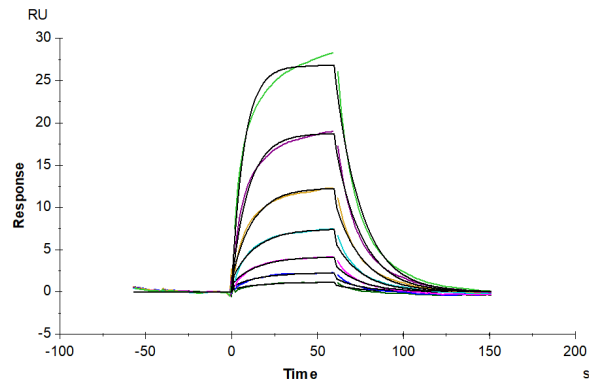
ELISA Data

Human Activin RIIA, His Tag ELISA
0.5µg Human Activin A, No Tag Per Well



Immobilized Human Activin A, No Tag at 5 µg/ml (100 µl/well) on the plate. Dose response curve for Human/Cynomolgus Activin RIIA, His Tag with the EC50 of 0.23 µg/ml determined by ELISA (QC Test).

SPR Data



Human/Mouse/Rat GDF-8, No Tag immobilized on CM5 Chip can bind Human/Cynomolgus Activin RIIA, His Tag with an affinity constant of 0.87 µM as determined in SPR assay (Biacore T200).