

Biotinylated Human Activin RIIA/ACVR2A Protein

Cat. No. ARA-HM52AB

Description

Source	Recombinant Biotinylated Human Activin RIIA/ACVR2A Protein is expressed from HEK293 with hFc tag and Avi tag at the C-terminus. It contains Ala20-Pro135.
Accession	P27037-1
Molecular Weight	The protein has a predicted MW of 41.16 kDa. Due to glycosylation, the protein migrates to 55-70 kDa based on Tris-Bis PAGE result.
Endotoxin	Less than 1EU per μg by the LAL method.
Purity	> 95% as determined by Tris-Bis PAGE > 95% as determined by HPLC

Formulation and Storage

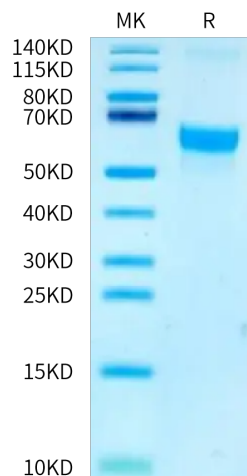
Formulation	Lyophilized from 0.22 μm filtered solution in PBS (pH 7.4). Normally 8% trehalose is added as protectant before lyophilization.
Reconstitution	Centrifuge the tube before opening. Reconstituting to a concentration more than 100 $\mu\text{g}/\text{ml}$ is recommended. Dissolve the lyophilized protein in distilled water.
Storage	-20 to -80°C for 12 months as supplied from date of receipt.; -80°C for 3-6 months after reconstitution.; 2-8°C for 2-7 days after reconstitution.; Recommend to aliquot the protein into smaller quantities for optimal storage. Please minimize freeze-thaw cycles.

Background

Activin A receptor type 2A (ACVR2A) is a membrane receptor in the transforming growth factor- beta (TGF- β) signaling pathway, which is involved in the regulation of cell proliferation, migration, and apoptosis. Loss of ACVR2A has an important role in cancer progression and distant metastasis and may serve as a prognostic marker in patients with colon cancer.

Assay Data

Tris-Bis PAGE



Biotinylated Human Activin RIIA on Tris-Bis PAGE under reduced condition. The purity is greater than 95%.

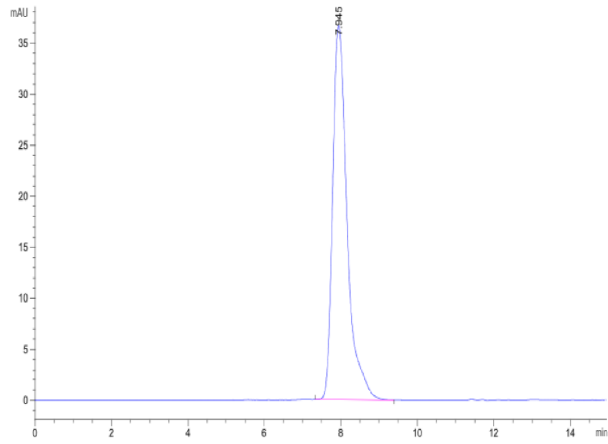
SEC-HPLC

Biotinylated Human Activin RIIA/ACVR2A Protein

Cat. No. ARA-HM52AB



Assay Data



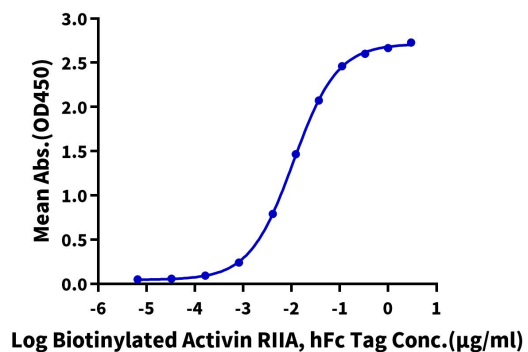
The purity of Biotinylated Human Activin RIIA is greater than 95% as determined by SEC-HPLC.

Assay Data

ELISA Data

Biotinylated Activin RIIA, hFc Tag ELISA

0.1µg Human Activin A, No Tag Per Well



Immobilized Human Activin A, No Tag at 1µg/ml (100µl/well) on the plate. Dose response curve for Biotinylated Human Activin RIIA, hFc Tag with the EC50 of 11.0ng/ml determined by ELISA.