

Rat Activin RIIB/ACVR2B Protein

Cat. No. ARB-RM12B

Description

Source	Recombinant Rat Activin RIIB/ACVR2B Protein is expressed from HEK293 with His tag at the C-terminus. It contains Ser19-Thr137.
Accession	P38445
Molecular Weight	The protein has a predicted MW of 15.29 kDa. Due to glycosylation, the protein migrates to 30-50 kDa based on Bis-Tris PAGE result.
Endotoxin	Less than 1EU per μg by the LAL method.
Purity	>95% as determined by Bis-Tris PAGE >95% as determined by HPLC

Formulation and Storage

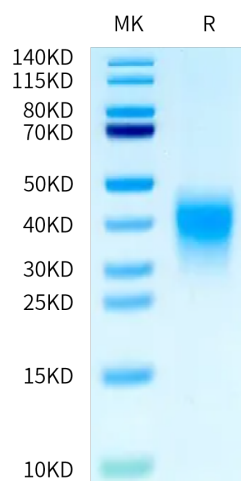
Formulation	Supplied as 0.22 μm filtered solution in PBS (pH 7.4).
Storage	Valid for 12 months from date of receipt when stored at -80°C . Recommend to aliquot the protein into smaller quantities for optimal storage. Please minimize freeze-thaw cycles.

Background

ActRIIB (activin receptor type-2B) is an activin receptor subtype constitutively expressed in the whole body, playing a role in cellular proliferation, differentiation, and metabolism. For its various physiological activities, ActRIIB interacts with activin and multiple other ligands including myostatin (MSTN), growth differentiation factor 11 (GDF11), and bone morphogenetic protein 9 (BMP9).

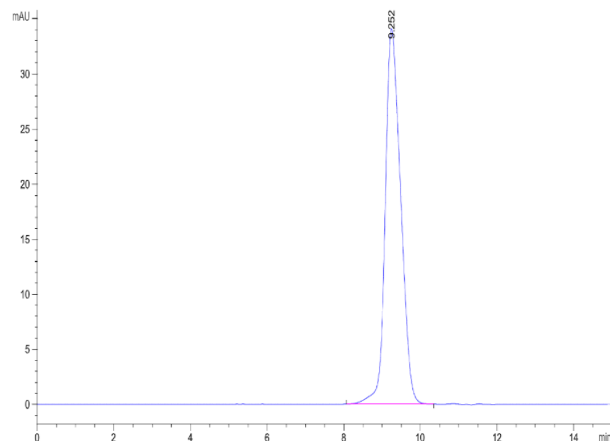
Assay Data

Bis-Tris PAGE



Rat Activin RIIB on Bis-Tris PAGE under reduced condition. The purity is greater than 95%.

SEC-HPLC



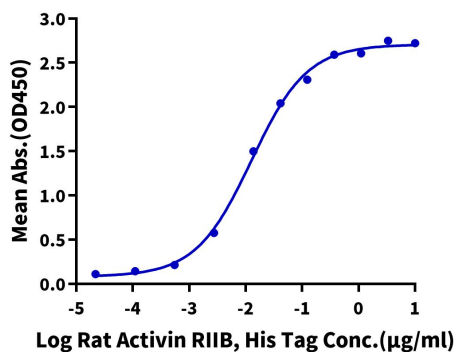
The purity of Rat Activin RIIB is greater than 95% as determined by SEC-HPLC.

Assay Data

ELISA Data

Rat Activin RIIB, His Tag ELISA

0.1µg Human Activin A, No Tag Per Well



Immobilized Human Activin A, No Tag at 1µg/ml (100µl/well) on the plate. Dose response curve for Rat Activin RIIB, His Tag with the EC50 of 12.7ng/ml determined by ELISA (QC Test).