

Human AXL Protein, Ultra Low Endotoxin

Cat. No. AXL-HM101-UL

Description

Source	Recombinant Human AXL Protein is expressed from HEK293 with His tag at the C-Terminus. It contains Glu33-Ser442.
Accession	P30530-1
Molecular Weight	The protein has a predicted MW of 45.4 kDa. Due to glycosylation, the protein migrates to 65-75 kDa based on Bis-Tris PAGE result.
Endotoxin	Less than 0.01 EU per µg by the LAL method.
Purity	> 95% as determined by Bis-Tris PAGE > 95% as determined by HPLC

Formulation and Storage

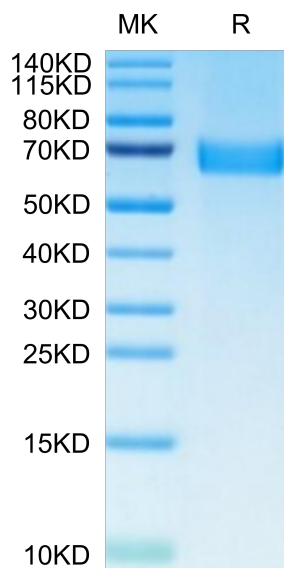
Formulation	Lyophilized from 0.22µm filtered solution in PBS (pH 7.4). Normally 8% trehalose is added as protectant before lyophilization.
Reconstitution	Dissolve the lyophilized protein in distilled water. Please refer to the Certificate of Analysis for detailed instructions.
Storage	-20 to -80°C for 12 months as supplied from date of receipt. -80°C for 3 months after reconstitution. Recommend to aliquot the protein into smaller quantities for optimal storage. Please minimize freeze-thaw cycles.

Background

Axl, a member of the TAM (Tyro3, Axl, Mer) family, and its inhibitors can specifically break the kinase signaling nodes, allowing advanced patients to regain drug sensitivity with improved therapeutic efficacy. Overexpression and activation of Axl receptor tyrosine kinase have been widely accepted to promote cell proliferation, chemotherapy resistance, invasion, and metastasis in several human cancers, such as lung, breast, and pancreatic cancers.

Assay Data

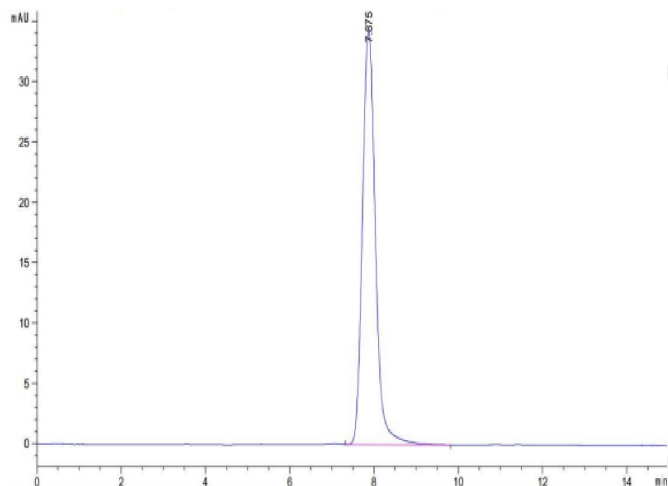
Bis-Tris PAGE



Human AXL on Bis-Tris PAGE under reduced condition. The purity is greater than 95%.

SEC-HPLC

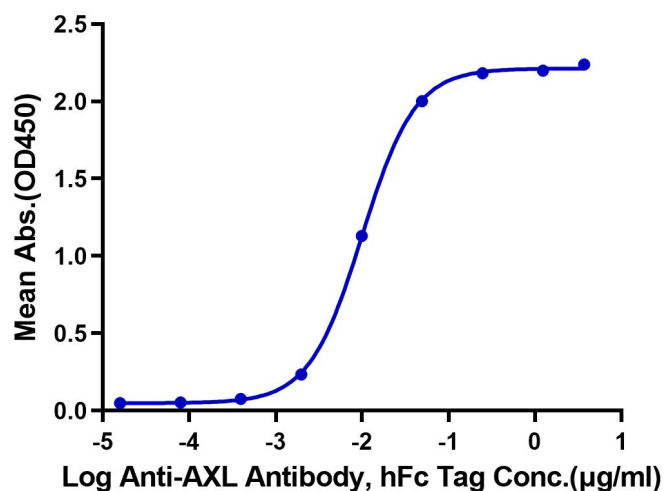
Assay Data



The purity of Human AXL is greater than 95% as determined by SEC-HPLC.

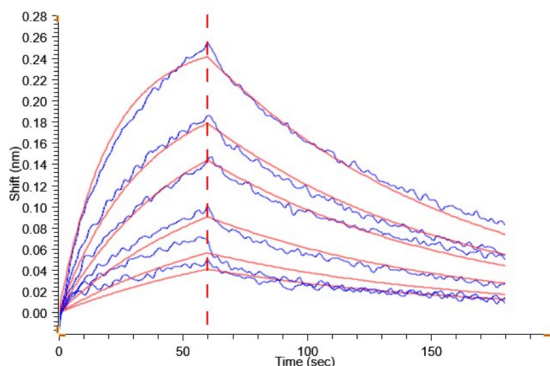
ELISA Data

Human AXL, His Tag ELISA
0.1µg Human AXL, His Tag Per Well



Immobilized Human AXL, His Tag at 1µg/ml (100µl/well) on the plate. Dose response curve for Anti-AXL Antibody, hFc Tag with the EC50 of 10.0ng/ml determined by ELISA.

BLI Data



Loaded Anti-Axl Ab., hFc Tag on ProA-Biosensor can bind Human Axl, His Tag with an affinity constant of 0.20 µM as determined in BLI assay .