

Biotinylated Human Axl Protein (Primary Amine Labeling)

Cat. No. AXL-HM201B

Description

Source	Recombinant Biotinylated Human Axl Protein (Primary Amine Labeling) is expressed from HEK293 with hFc tag at the C-Terminus. It contains Ala26-Pro449.
Accession	P30530-1
Molecular Weight	The protein has a predicted MW of 72.6 kDa. Due to glycosylation, the protein migrates to 80-110 kDa based on Bis-Tris PAGE result.
Endotoxin	Less than 1EU per μg by the LAL method.
Purity	> 95% as determined by Bis-Tris PAGE > 95% as determined by HPLC

Formulation and Storage


Formulation	Lyophilized from 0.22 μm filtered solution in PBS (pH 7.4). Normally 8% trehalose is added as protectant before lyophilization.
Reconstitution	Centrifuge the tube before opening. Reconstituting to a concentration more than 100 $\mu\text{g}/\text{ml}$ is recommended. Dissolve the lyophilized protein in distilled water.
Storage	-20 to -80°C for 12 months as supplied from date of receipt. -80°C for 3 months after reconstitution. Recommend to aliquot the protein into smaller quantities for optimal storage. Please minimize freeze-thaw cycles.

Background

Axl, a member of the TAM (Tyro3, Axl, Mer) family, and its inhibitors can specifically break the kinase signaling nodes, allowing advanced patients to regain drug sensitivity with improved therapeutic efficacy. Overexpression and activation of Axl receptor tyrosine kinase have been widely accepted to promote cell proliferation, chemotherapy resistance, invasion, and metastasis in several human cancers, such as lung, breast, and pancreatic cancers.

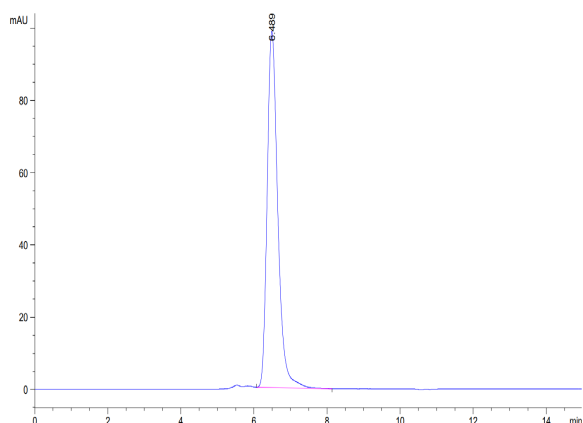
Assay Data

Bis-Tris PAGE



Biotinylated Human Axl on Bis-Tris PAGE under reduced condition. The purity is greater than 95%.

SEC-HPLC



The purity of Biotinylated Human Axl is greater than 95% as determined by SEC-HPLC.

Biotinylated Human Axl Protein (Primary Amine Labeling)

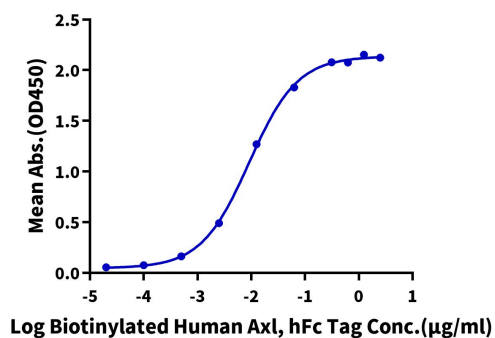
Cat. No. AXL-HM201B

Assay Data

ELISA Data

Biotinylated Human Axl, hFc Tag ELISA

0.2µg Human GAS6, His Tag Per Well

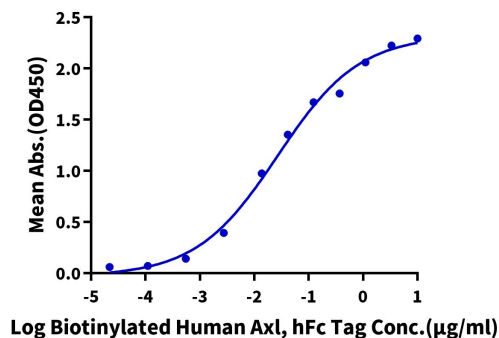


Immobilized Human GAS6, His Tag at 2µg/ml (100µl/well) on the plate. Dose response curve for Biotinylated Human Axl, hFc Tag with the EC50 of 9.2ng/ml determined by ELISA (QC Test).

ELISA Data

Biotinylated Human Axl, hFc Tag ELISA

0.05µg Anti-Axl Antibody, hFc Tag Per Well



Immobilized Anti-Axl Antibody at 0.5µg/ml (100µl/well) on the plate. Dose response curve for Biotinylated Human Axl, hFc Tag with the EC50 of 26.8ng/ml determined by ELISA.