

Cynomolgus B7-2/CD86 Protein

Cat. No. B72-CM186



Description

Source	Recombinant Cynomolgus B7-2/CD86 Protein is expressed from HEK293 with His tag at the C-Terminus. It contains Tyr26-His240.
Accession	G7NXR4
Molecular Weight	The protein has a predicted MW of 26.4 kDa. Due to glycosylation, the protein migrates to 50-70 kDa based on Bis-Tris PAGE result.
Endotoxin	Less than 1EU per µg by the LAL method.
Purity	> 95% as determined by Bis-Tris PAGE > 95% as determined by HPLC

Formulation and Storage

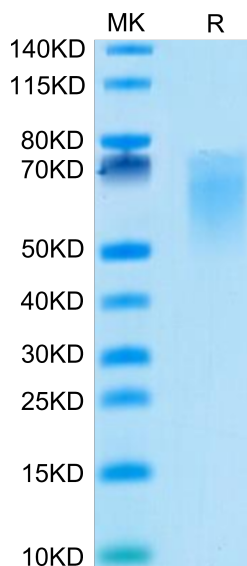
Formulation	Lyophilized from 0.22µm filtered solution in PBS (pH 7.4). Normally 8% trehalose is added as protectant before lyophilization.
Reconstitution	Centrifuge the tube before opening. Reconstituting to a concentration more than 100 µg/ml is recommended. Dissolve the lyophilized protein in distilled water.
Storage	-20 to -80°C for 12 months as supplied from date of receipt. -80°C for 3-6 months after reconstitution. 2-8°C for 2-7 days after reconstitution. Recommend to aliquot the protein into smaller quantities for optimal storage. Please minimize freeze-thaw cycles.

Background

B7-1 and B7-2 are homologous costimulatory ligands expressed on the surface of antigen presenting cells (APCs). Binding of these molecules to the T cell costimulatory receptors, CD28 and CTLA-4, is essential for the activation and regulation of T cell immunity. B7-1 and B7-2 do not form hetero-oligomers, underscoring the biological relevance of dimeric and monomeric state of B7-1 and B7-2, respectively.

Assay Data

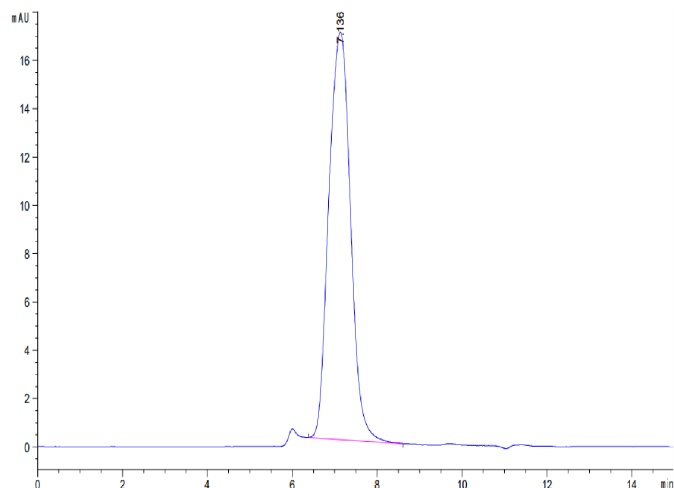
Bis-Tris PAGE



Cynomolgus B7-2 on Bis-Tris PAGE under reduced condition. The purity is greater than 95%.

SEC-HPLC

Assay Data

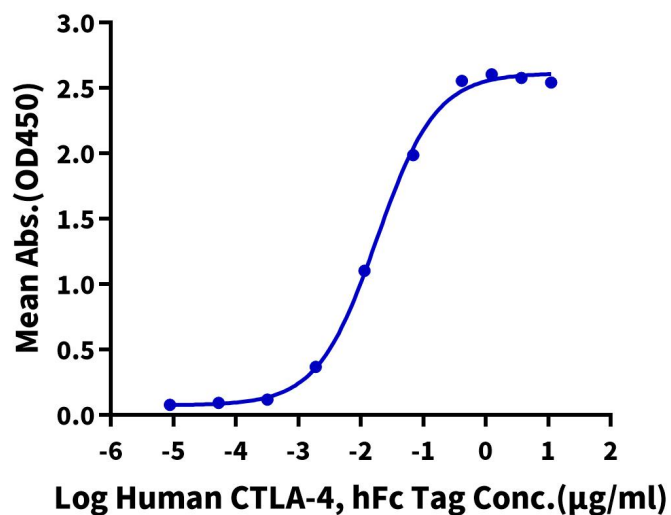


The purity of Cynomolgus B7-2 is greater than 95% as determined by SEC-HPLC.

ELISA Data

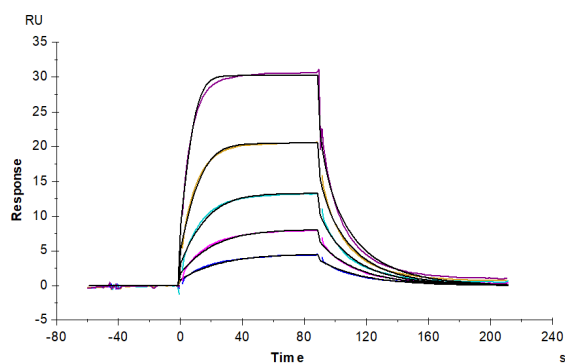
Cynomolgus B7-2, His Tag ELISA

0.1 μg Cynomolgus B7-2, His Tag Per Well



Immobilized Cynomolgus B7-2, His Tag at 1 μg/ml (100 μl/well) on the plate. Dose response curve for Human CTLA-4, hFc Tag with the EC50 of 18.0 ng/ml determined by ELISA (QC Test).

SPR Data



Cynomolgus B7-2, His Tag immobilized on CM5 Chip can bind Cynomolgus CTLA-4, His Tag with an affinity constant of 0.102 μM as determined in SPR assay (Biacore T200).