

SARS-Cov-2 Spike RBD (Omicron BA.2/BA.2.2.1) Protein

Cat. No. BA2-VM1BD

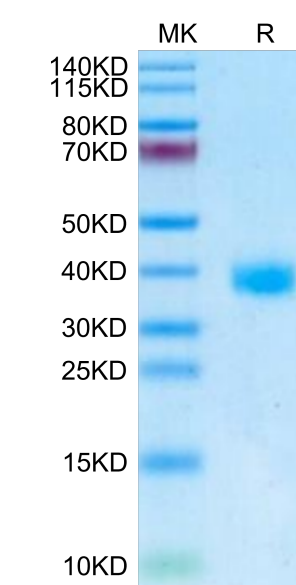
Description	
Source	Recombinant SARS-Cov-2 Spike RBD (Omicron BA.2/BA.2.2.1) Protein is expressed from HEK293 with His tag at the C-Terminus. It contains Arg319-Phe541(G339D, S371F, S373P, S375F, T376A, D405N, R408S, K417N, N440K, S477N, T478K, E484A, Q493R, Q498R, N501Y, Y505H).
Accession	QHD43416.1
Molecular Weight	The protein has a predicted MW of 25.92 kDa. Due to glycosylation, the protein migrates to 35-42 kDa based on Bis-Tris PAGE result.
Endotoxin	Less than 1EU per µg by the LAL method.
Purity	> 95% as determined by Bis-Tris PAGE > 95% as determined by HPLC

Formulation and Storage	
Formulation	Lyophilized from 0.22µm filtered solution in PBS (pH 7.4). Normally 8% trehalose is added as protectant before lyophilization.
Reconstitution	Centrifuge the tube before opening. Reconstituting to a concentration more than 100 µg/ml is recommended. Dissolve the lyophilized protein in distilled water.
Storage	-20 to -80°C for 24 months as supplied from date of receipt. -80°C for 3-6 months after reconstitution. 2-8°C for 2-7 days after reconstitution. Recommend to aliquot the protein into smaller quantities for optimal storage. Please minimize freeze-thaw cycles.

Background

The spike protein (S) of coronavirus (CoV) attaches the virus to its cellular receptor, angiotensin-converting enzyme 2 (ACE2). A defined receptor-binding domain (RBD) on S mediates this interaction. The S protein plays key parts in the induction of neutralizing-antibody and T-cell responses, as well as protective immunity.

Assay Data



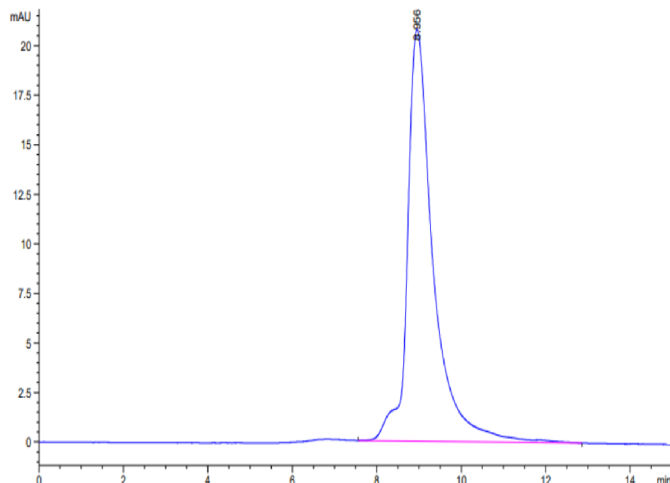
SARS-Cov-2 Spike RBD (Omicron BA.2/BA.2.2.1) on Bis-Tris PAGE under reduced condition. The purity is greater than 95%.

SEC-HPLC

SARS-Cov-2 Spike RBD (Omicron BA.2/BA.2.2.1) Protein

Cat. No. BA2-VM1BD

Assay Data

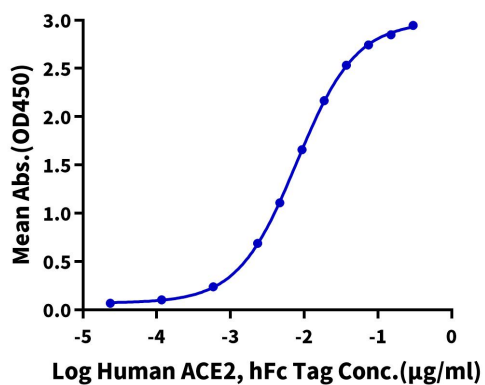


The purity of SARS-Cov-2 Spike RBD (Omicron BA.2/BA.2.2.1) is greater than 95% as determined by SEC-HPLC.

ELISA Data

SARS-Cov-2 Spike RBD (Omicron BA.2/BA.2.2.1), His Tag ELISA

0.2µg SARS-Cov-2 Spike RBD (Omicron BA.2/BA.2.2.1), His Tag Per Well



Immobilized SARS-Cov-2 Spike RBD (Omicron BA.2/BA.2.2.1), His Tag at 1µg/ml (100µl/Well) on the plate. Dose response curve for Human ACE2, hFc Tag with the EC50 of 6.9ng/ml determined by ELISA.