

Cynomolgus BAFF/TNFSF13B/CD257 Trimer Protein

Cat. No. BAF-CM412

Description

Source	Recombinant Cynomolgus BAFF / TNFSF13B / CD257 Trimer Protein is expressed from HEK293 with His tag and Avi tag at the N-Terminus. It contains Thr141-Leu285.
Accession	A0A2K5V2X4
Molecular Weight	The protein has a predicted MW of 54.2 kDa. Due to glycosylation, the protein migrates to 55-60 kDa based on Bis-Tris PAGE result.
Endotoxin	Less than 1EU per μg by the LAL method.
Purity	>95% as determined by Bis-Tris PAGE >90% as determined by HPLC

Formulation and Storage

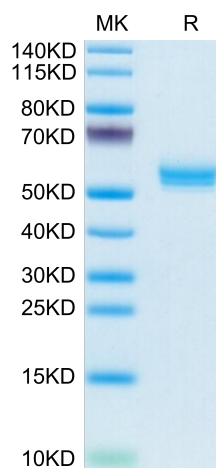
Formulation	Supplied as 0.22 μm filtered solution in PBS (pH 7.4).
Storage	Valid for 12 months from date of receipt when stored at -80°C . Recommend to aliquot the protein into smaller quantities for optimal storage. Please minimize freeze-thaw cycles.

Background

B-cell activating factor (BAFF) also known as tumor necrosis factor ligand superfamily member 13B is a protein that in humans is encoded by the TNFSF13B gene. BAFF is a cytokine that belongs to the tumor necrosis factor (TNF) ligand family. This cytokine is a ligand for receptors TNFRSF13B/TACI, TNFRSF17/BCMA, and TNFRSF13C/BAFF-R.

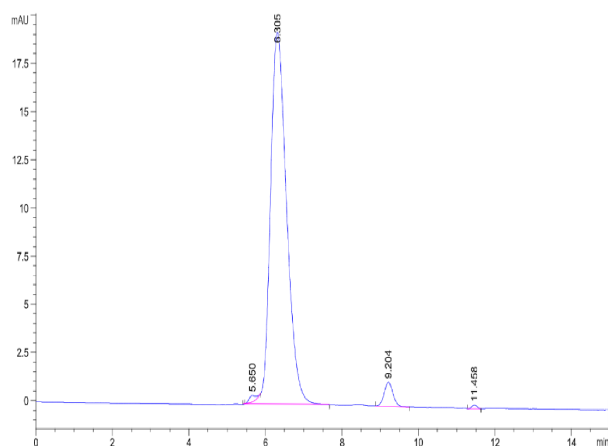
Assay Data

Bis-Tris PAGE



Cynomolgus BAFF Trimer on Bis-Tris PAGE under reduced condition. The purity is greater than 95%.

SEC-HPLC



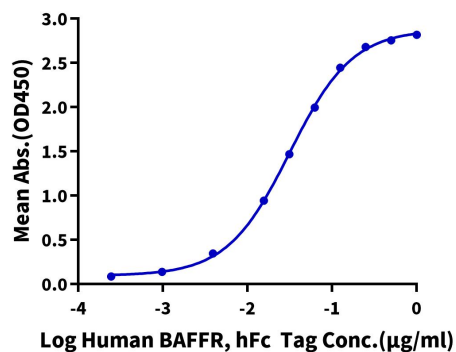
The purity of Cynomolgus BAFF Trimer is greater than 90% as determined by SEC-HPLC.

Assay Data

ELISA Data

Cynomolgus BAFF Trimer, His Tag ELISA

0.2µg Cynomolgus BAFF Trimer, His Tag Per Well



Immobilized Cynomolgus BAFF Trimer, His Tag at 2µg/ml (100µl/Well) on the plate. Dose response curve for Human BAFFR, hFc Tag with the EC50 of 31.6ng/ml determined by ELISA.