

Biotinylated Human BAFFR/TNFRSF13C Protein

Cat. No. BAF-HM40RB

Description

Source	Recombinant Biotinylated Human BAFFR/TNFRSF13C Protein is expressed from HEK293 with His tag and Avi tag at the C-Terminus. It contains Ser7-Ala71.
Accession	Q96RJ3-1
Molecular Weight	The protein has a predicted MW of 9.5 kDa. Due to glycosylation, the protein migrates to 20-25 kDa based on Tris-Bis PAGE result.
Endotoxin	Less than 1EU per µg by the LAL method.
Purity	> 95% as determined by Tris-Bis PAGE

Formulation and Storage

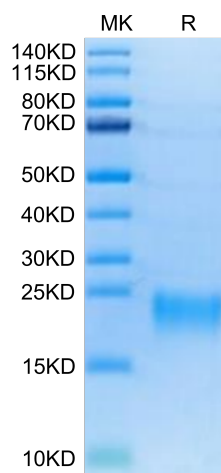
Formulation	Lyophilized from 0.22µm filtered solution in PBS (pH 7.4). Normally 8% trehalose is added as protectant before lyophilization.
Reconstitution	Centrifuge the tube before opening. Reconstituting to a concentration more than 100 µg/ml is recommended. Dissolve the lyophilized protein in distilled water.
Storage	-20 to -80°C for 12 months as supplied from date of receipt. -80°C for 3-6 months after reconstitution. 2-8°C for 2-7 days after reconstitution. Recommend to aliquot the protein into smaller quantities for optimal storage. Please minimize freeze-thaw cycles.

Background

BAFF binds to three TNF receptor superfamily members: B-cell maturation antigen (BCMA/TNFRSF17), transmembrane activator and calcium-modulator and cyclophilin ligand interactor (TACI/TNFRSF13B) and BAFF receptor (BAFF R/BR3/TNFRSF13C). These receptors are type III transmembrane proteins that lack a signal peptide. Whereas TACI and BCMA bind BAFF and another TNF superfamily ligand, APRIL (a proliferation-inducing ligand), BAFF R selectively binds BAFF.

Assay Data

Tris-Bis PAGE



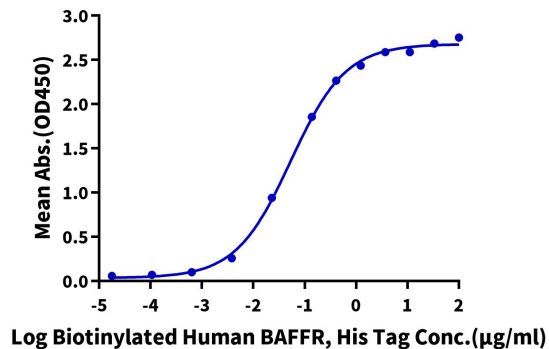
Biotinylated Human BAFFR on Tris-Bis PAGE under reduced conditions. The purity is greater than 95%.

ELISA Data

Assay Data

Biotinylated Human BAFFR, His Tag ELISA

0.5µg Human BAFF (Trimer), His Tag Per Well

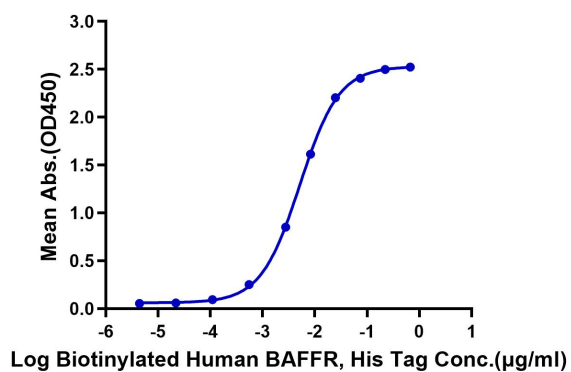


Immobilized Human BAFF (Trimer) , His Tag at 5µg/ml (100µl/well) on the plate. Dose response curve for Biotinylated Human BAFFR, His Tag with the EC50 of 53.5ng/ml determined by ELISA (QC Test).

Assay Data

ELISA Data

Biotinylated Human BAFFR, His Tag ELISA
0.05µg Anti-BAFFR Antibody, hFc Tag Per Well



Immobilized Anti-BAFFR Antibody, hFc Tag at 0.5µg/ml (100µl/well) on the plate. Dose response curve for Biotinylated Human BAFFR, His Tag with the EC50 of 5.5ng/ml determined by ELISA.