

Mouse BAFFR/TNFRSF13C Protein

Cat. No. BAF-MM20R

Description

Source	Recombinant Mouse BAFFR/TNFRSF13C Protein is expressed from HEK293 with hFc tag at the C-Terminus. It contains Ser10-Ala71.
Accession	Q9D8D0-1
Molecular Weight	The protein has a predicted MW of 33.5 kDa. Due to glycosylation, the protein migrates to 35-45 kDa based on Bis-Tris PAGE result.
Endotoxin	Less than 1EU per µg by the LAL method.
Purity	> 95% as determined by Bis-Tris PAGE > 95% as determined by HPLC

Formulation and Storage

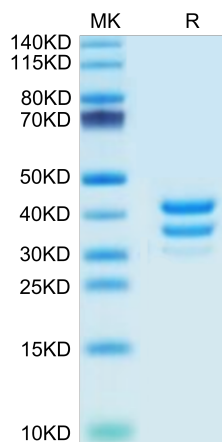
Formulation	Lyophilized from 0.22µm filtered solution in PBS (pH 7.4). Normally 8% trehalose is added as protectant before lyophilization.
Reconstitution	Centrifuge the tube before opening. Reconstituting to a concentration more than 100 µg/ml is recommended. Dissolve the lyophilized protein in distilled water.
Storage	-20 to -80°C for 12 months as supplied from date of receipt. -80°C for 3 months after reconstitution. Recommend to aliquot the protein into smaller quantities for optimal storage. Please minimize freeze-thaw cycles.

Background

BAFF binds to three TNF receptor superfamily members: B-cell maturation antigen (BCMA/TNFRSF17), transmembrane activator and calcium-modulator and cyclophilin ligand interactor (TACI/TNFRSF13B) and BAFF receptor (BAFF R/BR3/TNFRSF13C). These receptors are type III transmembrane proteins that lack a signal peptide. Whereas TACI and BCMA bind BAFF and another TNF superfamily ligand, APRIL (a proliferation-inducing ligand), BAFF R selectively binds BAFF.

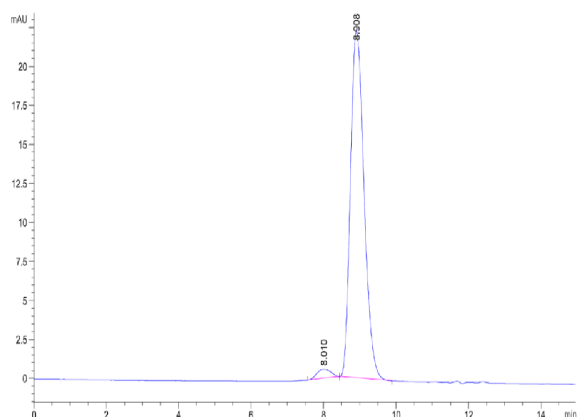
Assay Data

Bis-Tris PAGE



Mouse BAFFR on Bis-Tris PAGE under reduced condition. The purity is greater than 95%.

SEC-HPLC



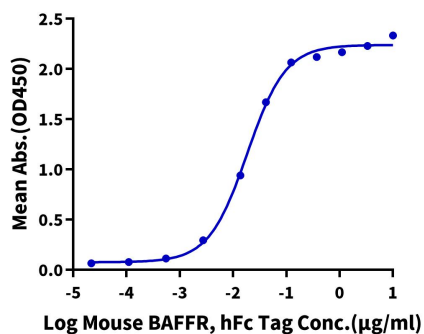
The purity of Mouse BAFFR is greater than 95% as determined by SEC-HPLC.

Assay Data

ELISA Data

Mouse BAFFR, hFc Tag ELISA

0.1µg Human BAFF (Trimer), His Tag Per Well

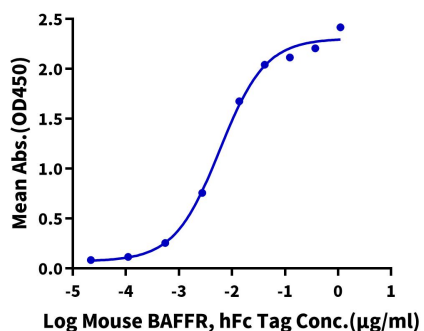


Immobilized Human BAFF (Trimer), His Tag at 1µg/ml (100µl/well) on the plate. Dose response curve for Mouse BAFFR, hFc Tag with the EC50 of 18.4ng/ml determined by ELISA (QC test).

ELISA Data

Mouse BAFFR, hFc Tag ELISA

0.5µg Mouse BAFF, His Tag Per Well



Immobilized Mouse BAFF, His Tag at 5µg/ml (100µl/well) on the plate. Dose response curve for Mouse BAFFR, hFc Tag with the EC50 of 5.9ng/ml determined by ELISA.