

Human 4-1BB/TNFRSF9 Protein

Cat. No. BB4-HM141

Description

Source	Recombinant Human 4-1BB/TNFRSF9 Protein is expressed from HEK293 with His tag at the C-Terminus. It contains Leu24-Gln186.
Accession	Q07011
Molecular Weight	The protein has a predicted MW of 18.1 kDa. Due to glycosylation, the protein migrates to 35-40 kDa based on Bis-Tris PAGE result.
Endotoxin	Less than 1EU per μg by the LAL method.
Purity	> 95% as determined by Bis-Tris PAGE > 95% as determined by HPLC

Formulation and Storage

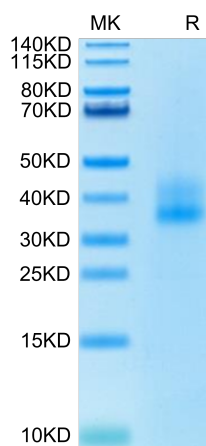
Formulation	Lyophilized from 0.22 μm filtered solution in PBS (pH 7.4). Normally 8% trehalose is added as protectant before lyophilization.
Reconstitution	Centrifuge the tube before opening. Reconstituting to a concentration more than 100 $\mu\text{g}/\text{ml}$ is recommended. Dissolve the lyophilized protein in distilled water.
Storage	-20 to -80°C for 12 months as supplied from date of receipt. -80°C for 3 months after reconstitution. Recommend to aliquot the protein into smaller quantities for optimal storage. Please minimize freeze-thaw cycles.

Background

4-1BB, is also known as CD137, is a type 2 transmembrane glycoprotein receptor belonging to the TNF superfamily. CD137 can be expressed by activated T cells, but to a larger extent on CD8 than on CD4 T cells. In addition, CD137 expression is found on dendritic cells, B cells, follicular dendritic cells, natural killer cells, granulocytes and cells of blood vessel walls at sites of inflammation.

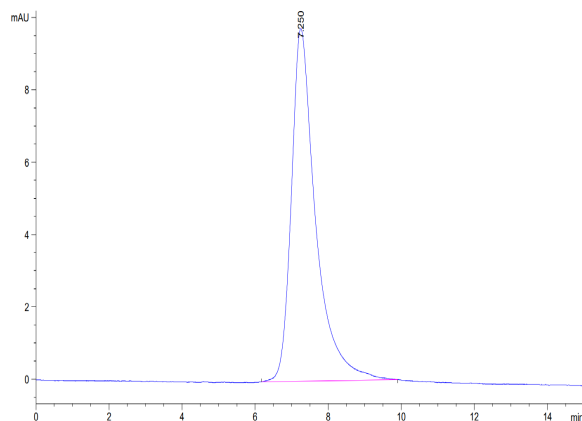
Assay Data

Bis-Tris PAGE



Human 4-1BB on Bis-Tris PAGE under reduced condition. The purity is greater than 95%.

SEC-HPLC



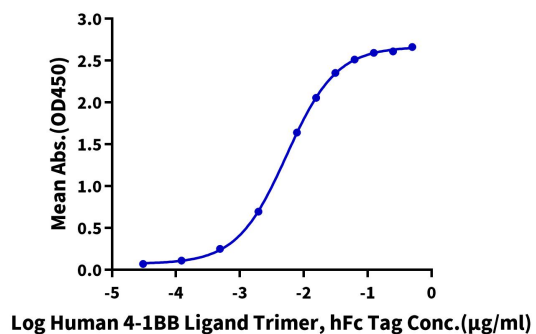
The purity of Human 4-1BB is greater than 95% as determined by SEC-HPLC.

Assay Data

ELISA Data

Human 4-1BB, His Tag ELISA

0.1µg Human 4-1BB, His Tag Per Well



Immobilized Human 4-1BB, His Tag at 1µg/ml (100µl/Well) on the plate. Dose response curve for Human 4-1BB Ligand Trimer, hFc Tag with the EC50 of 5.4ng/ml determined by ELISA (QC Test).