

Mouse 4-1BB/TNFRSF9 Protein

Cat. No. BB4-MM141

Description

Source	Recombinant Mouse 4-1BB/TNFRSF9 Protein is expressed from HEK293 with His tag at the C-Terminus. It contains Val24-Leu211.
Accession	NP_001070976.1
Molecular Weight	The protein has a predicted MW of 21.2 kDa. Due to glycosylation, the protein migrates to 40-50 kDa based on Bis-Tris PAGE result.
Endotoxin	Less than 1EU per µg by the LAL method.
Purity	> 95% as determined by Bis-Tris PAGE > 95% as determined by HPLC

Formulation and Storage

Formulation	Lyophilized from 0.22µm filtered solution in PBS (pH 7.4). Normally 8% trehalose is added as protectant before lyophilization.
Reconstitution	Centrifuge the tube before opening. Reconstituting to a concentration more than 100 µg/ml is recommended. Dissolve the lyophilized protein in distilled water.
Storage	-20 to -80°C for 12 months as supplied from date of receipt. -80°C for 3 months after reconstitution. Recommend to aliquot the protein into smaller quantities for optimal storage. Please minimize freeze-thaw cycles.

Background

4-1BB, is also known as CD137, is a type 2 transmembrane glycoprotein receptor belonging to the TNF superfamily. CD137 can be expressed by activated T cells, but to a larger extent on CD8 than on CD4 T cells. In addition, CD137 expression is found on dendritic cells, B cells, follicular dendritic cells, natural killer cells, granulocytes and cells of blood vessel walls at sites of inflammation.

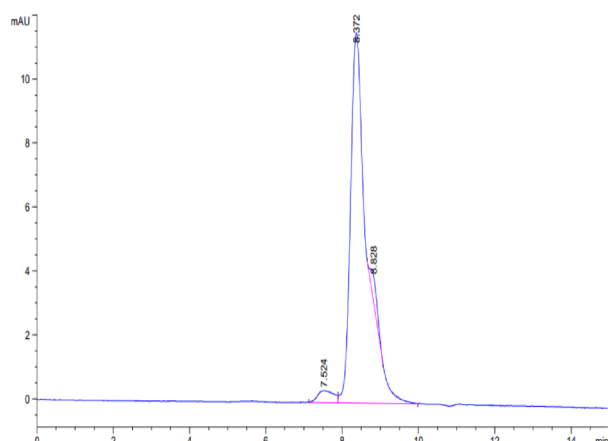
Assay Data

Bis-Tris PAGE



Mouse 4-1BB on Bis-Tris PAGE under reduced condition. The purity is greater than 95%.

SEC-HPLC



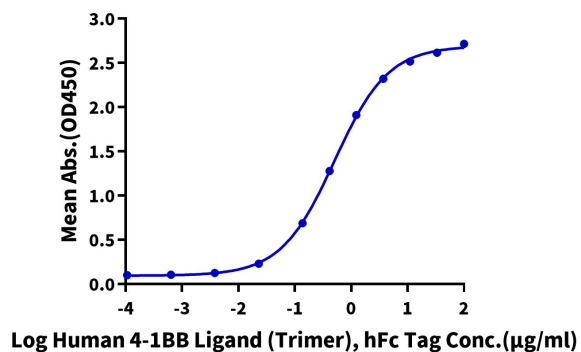
The purity of Mouse 4-1BB is greater than 95% as determined by SEC-HPLC.

Assay Data

ELISA Data

Mouse 4-1BB, His Tag ELISA

0.1µg Mouse 4-1BB, His Tag Per Well

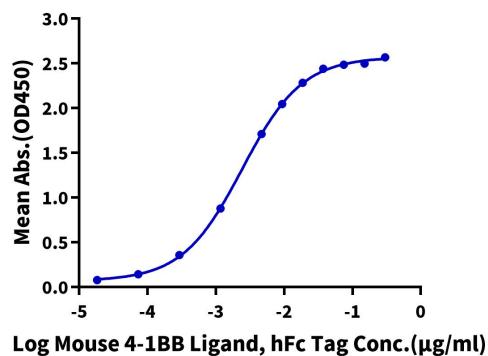


Immobilized Mouse 4-1BB, His Tag at 1µg/ml (100µl/well) on the plate. Dose response curve for Human 4-1BB Ligand (Trimer), hFc Tag with the EC50 of 0.51µg/ml determined by ELISA (QC Test).

ELISA Data

Mouse 4-1BB, His Tag ELISA

0.1µg Mouse 4-1BB, His Tag Per Well



Immobilized Mouse 4-1BB, His Tag at 1µg/ml (100µl/well) on the plate. Dose response curve for Mouse 4-1BB Ligand, hFc Tag with the EC50 of 2.4ng/ml determined by ELISA.