

Human BCMA/TNFRSF17 (P33S) Protein

Cat. No. BCM-HM1D2

Description

Source	Recombinant Human BCMA/TNFRSF17 (P33S) Protein is expressed from HEK293 with His tag at the C-terminus. It contains Met1-Ala54 (P33S).
Accession	Q02223-1
Molecular Weight	The protein has a predicted MW of 7.5 kDa. Due to glycosylation, the protein migrates to 15-20 kDa based on Bis-Tris PAGE result.
Endotoxin	Less than 0.1 EU per μg by the LAL method.
Purity	> 95% as determined by Bis-Tris PAGE > 95% as determined by HPLC

Formulation and Storage

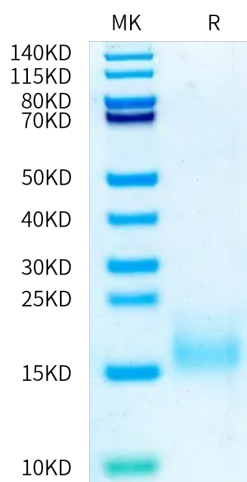
Formulation	Lyophilized from 0.22 μm filtered solution in PBS (pH 7.4). Normally 8% trehalose is added as protectant before lyophilization.
Reconstitution	Dissolve the lyophilized protein in distilled water. Please refer to the Certificate of Analysis for detailed instructions.
Storage	-20 to -80°C for 12 months as supplied from date of receipt. -80°C for 3 months after reconstitution. Recommend to aliquot the protein into smaller quantities for optimal storage. Please minimize freeze-thaw cycles.

Background

B-cell maturation antigen (BCMA or BCM), also known as tumor necrosis factor receptor superfamily member 17 (TNFRSF17), is a protein that in humans is encoded by the TNFRSF17 gene. TNFRSF17 is a cell surface receptor of the TNF receptor superfamily which recognizes B-cell activating factor (BAFF).

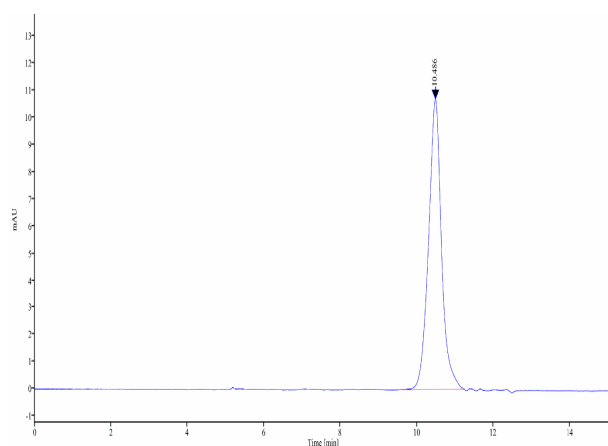
Assay Data

Bis-Tris PAGE



Human BCMA (P33S) on Bis-Tris PAGE under reduced condition. The purity is greater than 95%.

SEC-HPLC



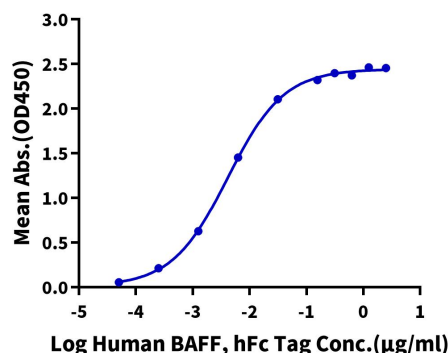
The purity of Human BCMA (P33S) is greater than 95% as determined by SEC-HPLC.

Assay Data

ELISA Data

Human BCMA (P33S), His Tag ELISA

0.1µg Human BCMA (P33S), His Tag Per Well

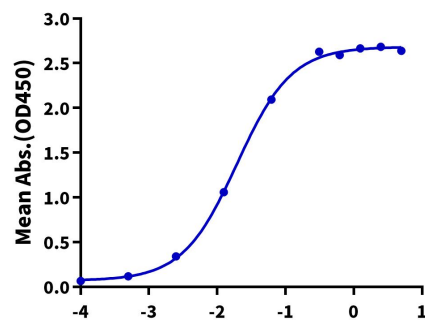


Immobilized Human BCMA (P33S), His Tag at 1µg/ml (100µl/well) on the plate. Dose response curve for Human BAFF, hFc Tag with the EC50 of 4.1ng/ml determined by ELISA.

ELISA Data

Human BCMA (P33S), His Tag ELISA

0.1µg Human BCMA (P33S), His Tag Per Well

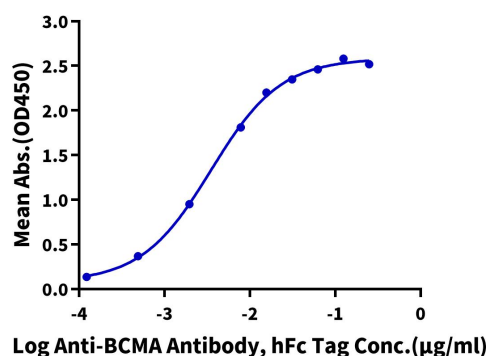


Immobilized Human BCMA (P33S), His Tag at 1µg/ml (100µl/well) on the plate. Dose response curve for Biotinylated Human APRIL (Trimer), His Avi Tag with the EC50 of 19.6ng/ml determined by ELISA.

ELISA Data

Human BCMA (P33S), His Tag ELISA

0.05µg Human BCMA (P33S), His Tag Per Well



Immobilized Human BCMA (P33S), His Tag at 0.5µg/ml (100µl/well) on the plate. Dose response curve for Anti-BCMA Antibody, hFc Tag with the EC50 of 3.5ng/ml determined by ELISA.