

# Mouse BCMA/TNFRSF17 Protein

Cat. No. BCM-MM217

## Description

<b>Source</b>	Recombinant Mouse BCMA/TNFRSF17 Protein is expressed from HEK293 with hFc tag at the C-Terminus. It contains Met1-Thr49.
<b>Accession</b>	O88472-1
<b>Molecular Weight</b>	The protein has a predicted MW of 31 kDa. Due to glycosylation, the protein migrates to 38-45 kDa based on Tris-Bis PAGE result.
<b>Endotoxin</b>	Less than 1EU per µg by the LAL method.
<b>Purity</b>	> 95% as determined by Tris-Bis PAGE > 95% as determined by HPLC

## Formulation and Storage

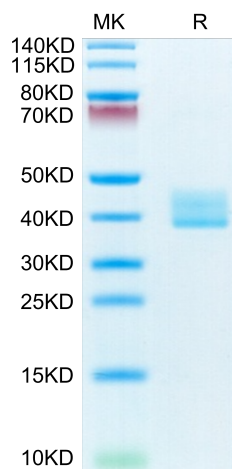
<b>Formulation</b>	Lyophilized from 0.22µm filtered solution in PBS (pH 7.4). Normally 8% trehalose is added as protectant before lyophilization.
<b>Reconstitution</b>	Centrifuge the tube before opening. Reconstituting to a concentration more than 100 µg/ml is recommended. Dissolve the lyophilized protein in distilled water.
<b>Storage</b>	-20 to -80°C for 12 months as supplied from date of receipt. -80°C for 3-6 months after reconstitution. 2-8°C for 2-7 days after reconstitution. Recommend to aliquot the protein into smaller quantities for optimal storage. Please minimize freeze-thaw cycles.

## Background

B-cell maturation antigen (BCMA or BCM), also known as tumor necrosis factor receptor superfamily member 17 (TNFRSF17), is a protein that in humans is encoded by the TNFRSF17 gene. TNFRSF17 is a cell surface receptor of the TNF receptor superfamily which recognizes B-cell activating factor (BAFF).

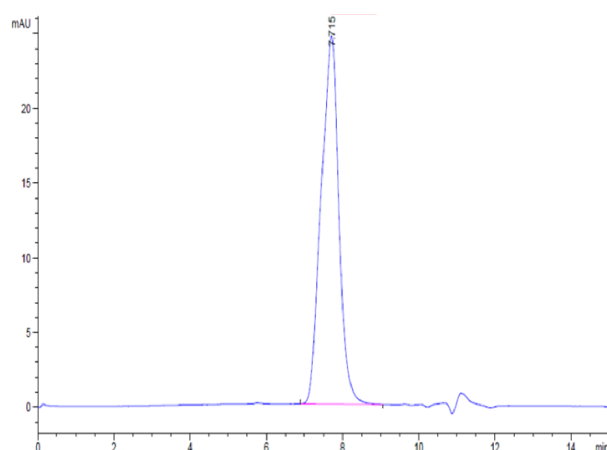
## Assay Data

### Tris-Bis PAGE



Mouse BCMA on Tris-Bis PAGE under reduced condition. The purity is greater than 95%.

### SEC-HPLC



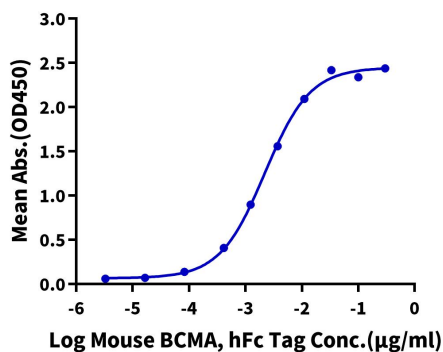
The purity of Mouse BCMA is greater than 95% as determined by SEC-HPLC.

Assay Data

ELISA Data

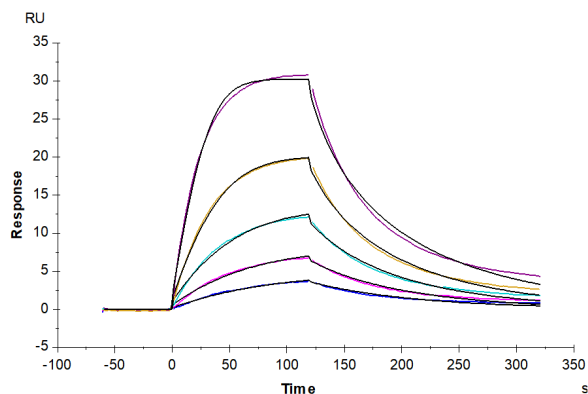
Mouse BCMA, hFc Tag ELISA

0.05µg Mouse APRIL, His Tag Per Well



Immobilized Mouse APRIL, His Tag at 0.5µg/ml (100µl/well) on the plate. Dose response curve for Mouse BCMA, hFc Tag with the EC50 of 2.2ng/ml determined by ELISA (QC Test).

SPR Data



Human BAFF Trimer, His Tag captured on CM5 Chip via Anti-His Antibody can bind Mouse BCMA, hFc Tag with an affinity constant of 6.59 nM as determined in SPR assay (Biacore T200).