

Biotinylated Mouse BCMA/TNFRSF17 Protein

Cat. No. BCM-MM417B

Description

Source	Recombinant Biotinylated Mouse BCMA/TNFRSF17 Protein is expressed from HEK293 with His tag and Avi tag at the C-Terminus. It contains Met1-Thr49.
Accession	O88472-1
Molecular Weight	The protein has a predicted MW of 8.5 kDa. Due to glycosylation, the protein migrates to 12-16 kDa based on Tris-Bis PAGE result.
Endotoxin	Less than 1EU per µg by the LAL method.
Purity	> 95% as determined by Tris-Bis PAGE > 95% as determined by HPLC

Formulation and Storage

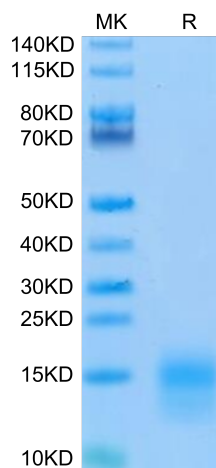
Formulation	Lyophilized from 0.22µm filtered solution in PBS (pH 7.4). Normally 8% trehalose is added as protectant before lyophilization.
Reconstitution	Centrifuge the tube before opening. Reconstituting to a concentration more than 100 µg/ml is recommended. Dissolve the lyophilized protein in distilled water.
Storage	-20 to -80°C for 12 months as supplied from date of receipt. -20 to -80°C for 3-6 months in unopened state after reconstitution. 2-8°C for 2-7 days after reconstitution. Recommend to aliquot the protein into smaller quantities for optimal storage. Please minimize freeze-thaw cycles.

Background

B-cell maturation antigen (BCMA or BCM), also known as tumor necrosis factor receptor superfamily member 17 (TNFRSF17), is a protein that in humans is encoded by the TNFRSF17 gene. TNFRSF17 is a cell surface receptor of the TNF receptor superfamily which recognizes B-cell activating factor (BAFF).

Assay Data

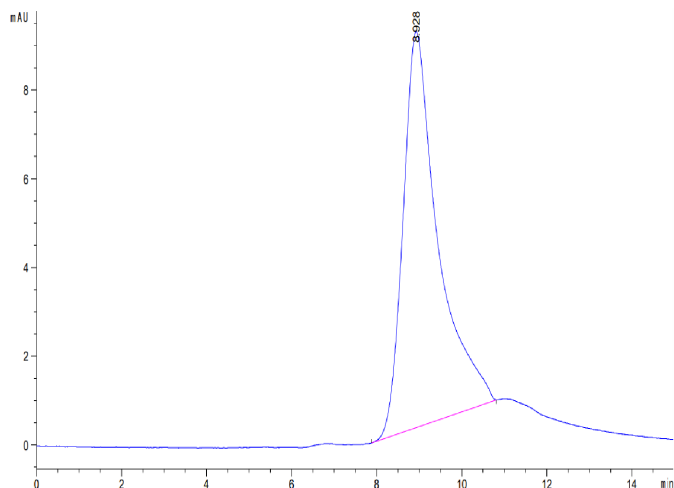
Tris-Bis PAGE



Biotinylated Mouse BCMA on Tris-Bis PAGE under reduced condition. The purity is greater than 95%.

SEC-HPLC

Assay Data

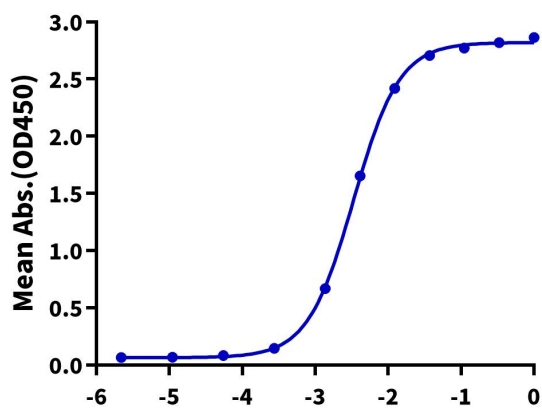


The purity of Biotinylated Mouse BCMA is greater than 95% as determined by SEC-HPLC.

ELISA Data

Biotinylated Mouse BCMA, His Tag ELISA

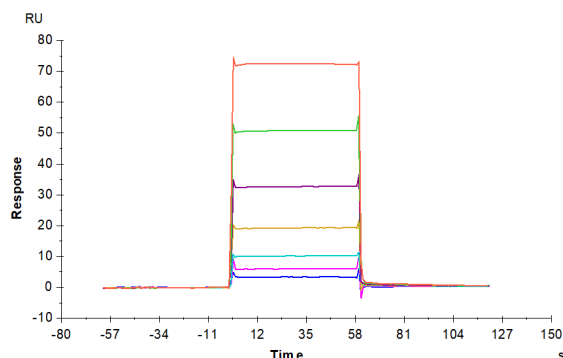
0.5µg Mouse APRIL, hFc Tag Per Well



Immobilized Mouse APRIL, hFc Tag at 5µg/ml (100µl/well) on the plate. Dose response curve for Biotinylated Mouse BCMA, His Tag with the EC50 of 3.4ng/ml determined by ELISA (QC Test).

Log Biotinylated Mouse BCMA, His Tag Conc.(µg/ml)

SPR Data



Human BAFF, hFc Tag captured on CM5 Chip via Protein A can bind Biotinylated Mouse BCMA, His-Avi Tag with an affinity constant of 5.64 µM as determined in SPR assay (Biacore T200).