

SARS-CoV-2 Spike RBD (Omicron BF.7/BA.4.6) Protein

Cat. No. BF7-HM146

Description	
Source	Recombinant SARS-CoV-2 Spike RBD (Omicron BF.7/BA.4.6) Protein is expressed from HEK293 with His tag at the C-Terminus. It contains Arg319-Phe541(G339D, R346T, S371F, S373P, S375F, T376A, D405N, R408S, K417N, N440K, L452R, S477N, T478K, E484A, F486V, Q498R, N501Y, Y505H).
Accession	QHD43416.1
Molecular Weight	The protein has a predicted MW of 25.99 kDa. Due to glycosylation, the protein migrates to 35-43 kDa based on Tris-Bis PAGE result.
Endotoxin	Less than 1EU per µg by the LAL method.
Purity	> 95% as determined by Tris-Bis PAGE > 95% as determined by HPLC

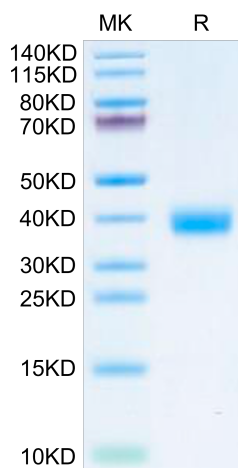
Formulation and Storage	
Formulation	Lyophilized from 0.22µm filtered solution in PBS (pH 7.4). Normally 8% trehalose is added as protectant before lyophilization.
Reconstitution	Centrifuge tubes before opening. Reconstituting to a concentration more than 100 µg/ml is recommended. Dissolve the lyophilized protein in distilled water.
Storage	-20 to -80°C for 12 months as supplied from date of receipt. -20 to -80°C for 3-6 months in unopened state after reconstitution. 2-8°C for 2-7 days after reconstitution. Recommend to aliquot the protein into smaller quantities for optimal storage. Please avoid freeze-thaw cycles.

Background

The ongoing coronavirus disease 2019 (COVID-19) pandemic has prioritized the development of small-animal models for severe acute respiratory syndrome coronavirus 2 (SARS-CoV-2). The resulting mouse-adapted strain at passage 6 (called MASCp6) showed increased infectivity in mouse lung and led to interstitial pneumonia and inflammatory responses in both young and aged mice after intranasal inoculation. Deep sequencing revealed a panel of adaptive mutations potentially associated with the increased virulence. In particular, the N501Y mutation is located at the receptor binding domain (RBD) of the spike protein.

Assay Data

Tris-Bis PAGE



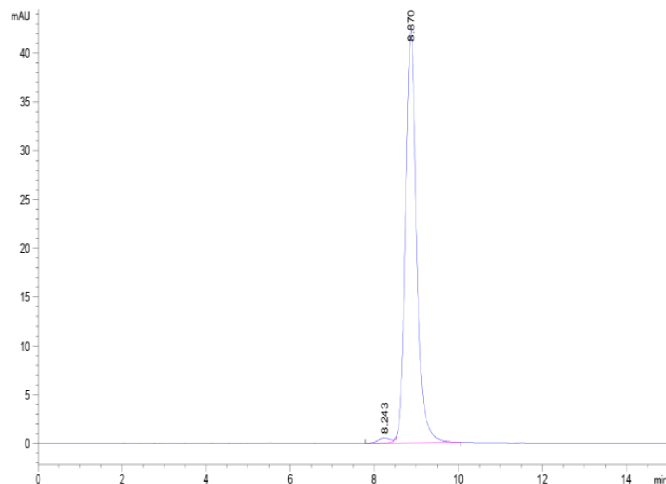
SARS-CoV-2 Spike RBD (Omicron BF.7/BA.4.6) on Tris-Bis PAGE under reduced condition. The purity is greater than 95%.

SEC-HPLC

SARS-CoV-2 Spike RBD (Omicron BF.7/BA.4.6) Protein

Cat. No. BF7-HM146

Assay Data

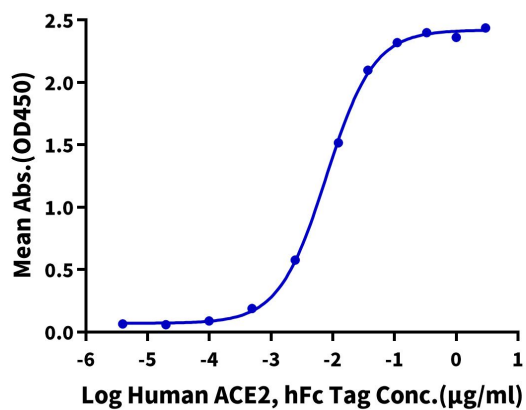


The purity of SARS-CoV-2 Spike RBD (Omicron BF.7/BA.4.6) is greater than 95% as determined by SEC-HPLC.

ELISA Data

SARS-CoV-2 Spike RBD (Omicron BF.7/BA.4.6), His Tag ELISA

0.05µg SARS-CoV-2 Spike RBD (Omicron BF.7/BA.4.6), His Tag Per Well



Immobilized SARS-CoV-2 Spike RBD (Omicron BF.7/BA.4.6) , His Tag at 0.5µg/ml (100µl/Well) on the plate. Dose response curve for Human ACE2, hFc Tag with the EC50 of 7.9ng/ml determined by ELISA.