

Cynomolgus/Rhesus macaque B7-H4 Protein, Ultra Low Endotoxin

Cat. No. BH7-CM174-UL



Description

Source	Recombinant Cynomolgus/Rhesus macaque B7-H4 Protein is expressed from HEK293 with His tag at the C-Terminus.
	It contains Phe29-Ala258.
Accession	A0A2K5U6P5(Cynomolgus) / F7B770(Rhesus macaque)
Molecular Weight	The protein has a predicted MW of 26.41 kDa. Due to glycosylation, the protein migrates to 48-63 kDa based on Bis-Tris PAGE result.
Endotoxin	Less than 0.01 EU per µg by the LAL method.
Purity	> 95% as determined by Bis-Tris PAGE
	> 95% as determined by HPLC

Formulation and Storage

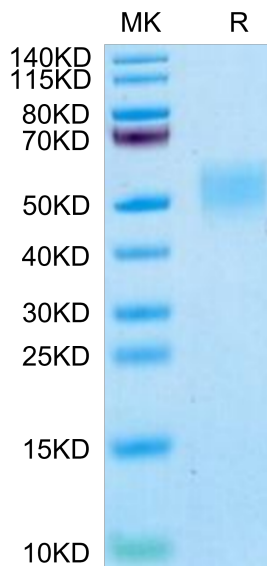
Formulation	Lyophilized from 0.22µm filtered solution in PBS (pH 7.4). Normally 8% trehalose is added as protectant before lyophilization.
Reconstitution	Dissolve the lyophilized protein in distilled water. Please refer to the Certificate of Analysis for detailed instructions.
Storage	-20 to -80°C for 24 months as supplied from date of receipt. -80°C for 3 months after reconstitution. Recommend to aliquot the protein into smaller quantities for optimal storage. Please minimize freeze-thaw cycles.

Background

B7-H4, also known as B7x and B7S1, is a 50-80 kDa glycosylated member of the B7 family of immunomodulatory proteins. B7-H4 is up-regulated in several carcinomas in correlation with tumor progression and metastasis. A soluble form of B7-H4 is elevated in the serum of ovarian cancer, renal cell carcinoma, and rheumatoid arthritis patients, also in correlation with advanced disease status.

Assay Data

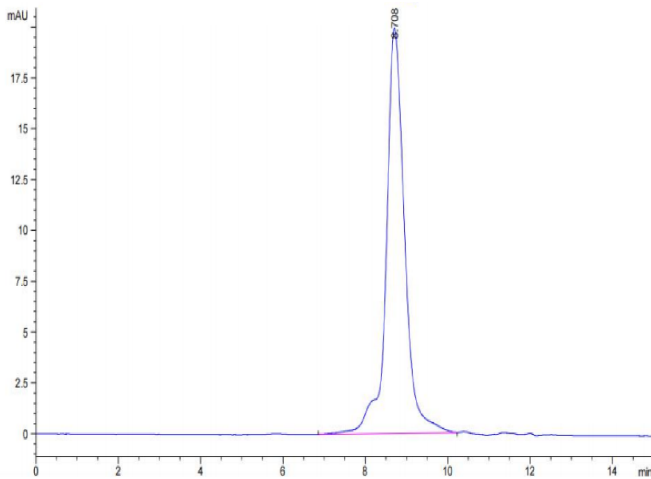
Bis-Tris PAGE



Cynomolgus/Rhesus macaque B7-H4 on Bis-Tris PAGE under reduced condition. The purity is greater than 95%.

SEC-HPLC

Assay Data

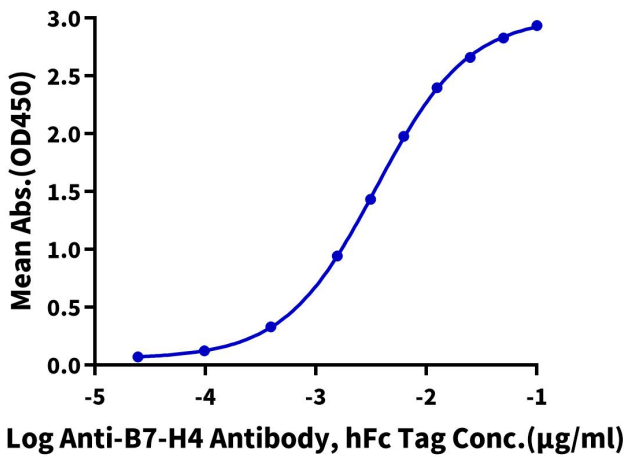


The purity of Cynomolgus/Rhesus macaque B7-H4 is greater than 95% as determined by SEC-HPLC.

ELISA Data

Cynomolgus/Rhesus macaque B7-H4, His Tag ELISA

0.05µg Cynomolgus/Rhesus macaque B7-H4, His Tag Per Well



Immobilized Cynomolgus/Rhesus macaque B7-H4, His Tag at 0.5µg/ml (100µl/Well) on the plate. Dose response curve for Anti-B7-H4 Antibody, hFc Tag with the EC50 of 3.5ng/ml determined by ELISA.