

Human B7-H4 Protein

Cat. No. BH7-HM104



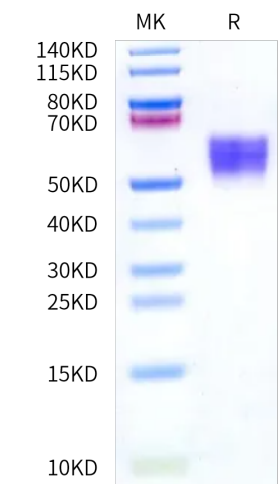
Description	
Source	Recombinant Human B7-H4 Protein is expressed from HEK293 with His tag at the C-terminus. It contains Phe29-Ala258.
Accession	Q7Z7D3-1
Molecular Weight	The protein has a predicted MW of 26.92 kDa. Due to glycosylation, the protein migrates to 50-65 kDa based on Bis-Tris PAGE result.
Endotoxin	Less than 0.1 EU per µg by the LAL method.
Purity	> 95% as determined by Bis-Tris PAGE > 95% as determined by HPLC

Formulation and Storage	
Formulation	Supplied as 0.22 µm filtered solution in PBS (pH 7.4).
Storage	Valid for 12 months from date of receipt when stored at -80°C. Recommend to aliquot the protein into smaller quantities for optimal storage. Please minimize freeze-thaw cycles.

Background	
B7-H4, also known as B7x and B7S1, is a 50-80 kDa glycosylated member of the B7 family of immunomodulatory proteins. B7-H4 is up-regulated in several carcinomas in correlation with tumor progression and metastasis. A soluble form of B7-H4 is elevated in the serum of ovarian cancer, renal cell carcinoma, and rheumatoid arthritis patients, also in correlation with advanced disease status .	

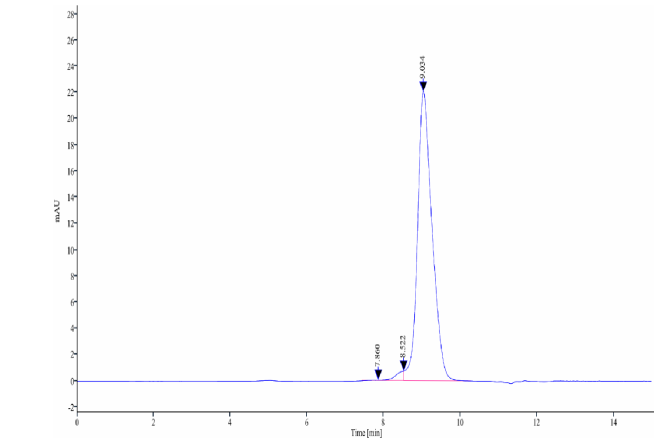
Assay Data

Bis-Tris PAGE



Human B7-H4 on Bis-Tris PAGE under reduced condition. The purity is greater than 95%.

SEC-HPLC



The purity of Human B7-H4 is greater than 95% as determined by SEC-HPLC.

Human B7-H4 Protein

Cat. No. BH7-HM104

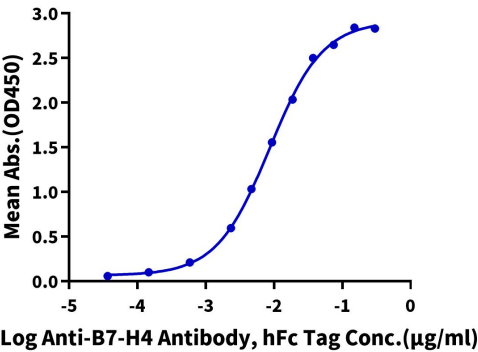


Assay Data

ELISA Data

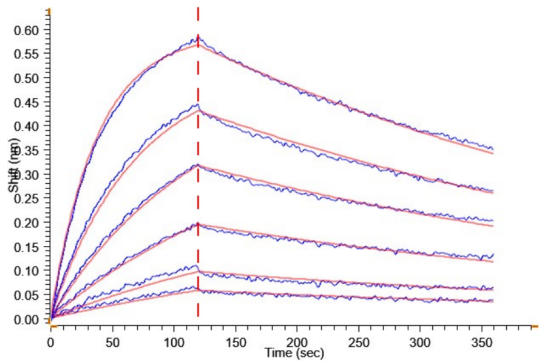
Human B7-H4, His Tag ELISA

0.05µg Human B7-H4, His Tag Per Well



Immobilized Human B7-H4, His Tag at 0.5µg/ml (100µl/well) on the plate. Dose response curve for Anti-B7-H4 Antibody, hFc Tag with the EC50 of 8.6ng/ml determined by ELISA.

BLI Data



Loaded Anti-B7-H4 Antibody, hFc Tag on ProA-Biosensor can bind Human B7-H4, His Tag with an affinity constant of 8.62 nM as determined in BLI assay (Gator® Prime).