

Human B7-H3 (4Ig) /B7-H3b Protein

Cat. No. BH7-HM13B

Description

Source	Recombinant Human B7-H3 (4Ig) /B7-H3b Protein is expressed from HEK293 with His tag at the C-terminus. It contains Gly27-Thr461.
Accession	Q5ZPR3-1
Molecular Weight	The protein has a predicted MW of 48.25 kDa. Due to glycosylation, the protein migrates to 68-78 kDa based on Bis-Tris PAGE result.
Endotoxin	Less than 0.1 EU per µg by the LAL method.
Purity	> 95% as determined by Bis-Tris PAGE > 95% as determined by HPLC

Formulation and Storage

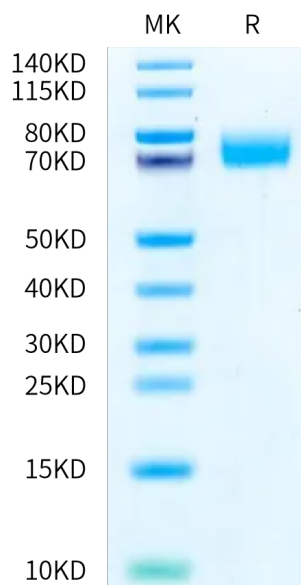
Formulation	Lyophilized from 0.22 µm filtered solution in PBS (pH 7.4). Normally 8% trehalose is added as protectant before lyophilization.
Reconstitution	Dissolve the lyophilized protein in distilled water. Please refer to the Certificate of Analysis for detailed instructions.
Storage	-20 to -80°C for 12 months as supplied from date of receipt. -80°C for 3 months after reconstitution. Recommend to aliquot the protein into smaller quantities for optimal storage. Please minimize freeze-thaw cycles.

Background

B7-H3, a member of the B7 family of immunomodulatory molecules, is overexpressed in a wide range of solid cancers. B7-H3 binds to activated T cells via an as yet unidentified receptor. In assays using sub-optimal amount so anti-CD3 stimulation, 2IgB7H3 enhances T cell proliferation, T cell interferon-gamma (IFN-gamma) production, and cytotoxic T cells induction.

Assay Data

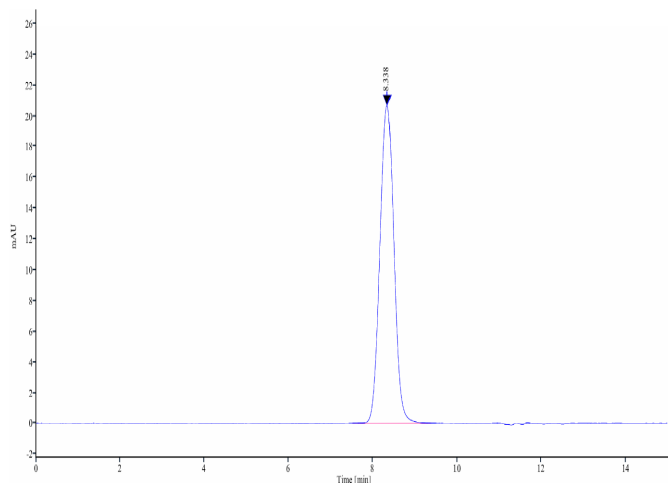
Bis-Tris PAGE



Human B7-H3 (4Ig) on Bis-Tris PAGE under reduced condition. The purity is greater than 95%.

SEC-HPLC

Assay Data

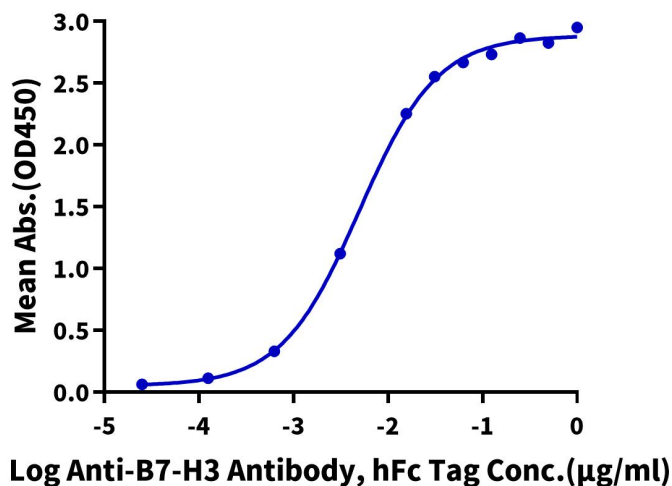


The purity of Human B7-H3 (4Ig) is greater than 95% as determined by SEC-HPLC.

ELISA Data

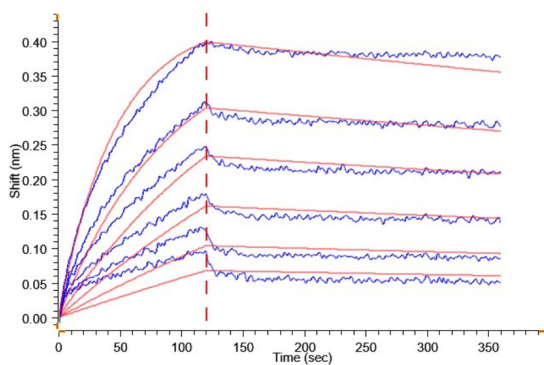
Human B7-H3 (4Ig), His Tag ELISA

0.05µg Human B7-H3 (4Ig), His Tag Per Well



Immobilized Human B7-H3 (4Ig), His Tag at 0.5µg/ml (100µl/well) on the plate. Dose response curve for Anti-B7-H3 Antibody, hFc Tag with the EC50 of 5.0ng/ml determined by ELISA.

BLI Data



Loaded Anti-B7-H3 Ab., hFc Tag on ProA-Biosensor can bind Human B7-H3 (4Ig), His Tag with an affinity constant of 4.59 nM as determined in BLI assay .