

Human B7-H4 Protein, Ultra Low Endotoxin



Cat. No. BH7-HM174-UL

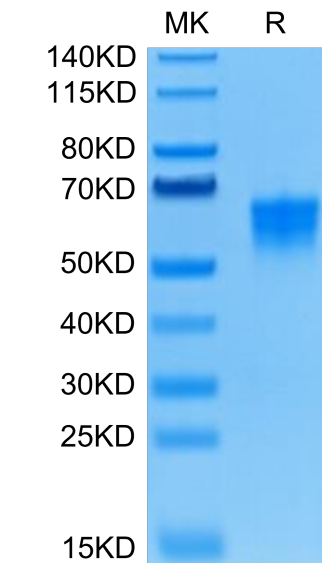
Description	
Source	Recombinant Human B7-H4 Protein is expressed from HEK293 with His tag and Avi tag at the C-Terminus. It contains Phe29-Ala258.
Accession	Q7Z7D3-1
Molecular Weight	The protein has a predicted MW of 28.2 kDa. Due to glycosylation, the protein migrates to 52-68 kDa based on Bis-Tris PAGE result.
Endotoxin	Less than 0.01 EU per µg by the LAL method.
Purity	> 95% as determined by Bis-Tris PAGE > 95% as determined by HPLC

Formulation and Storage	
Formulation	Lyophilized from 0.22 µm filtered solution in PBS (pH 7.4). Normally 8% trehalose is added as protectant before lyophilization.
Reconstitution	Dissolve the lyophilized protein in distilled water. Please refer to the Certificate of Analysis for detailed instructions.
Storage	-20 to -80°C for 12 months as supplied from date of receipt. -80°C for 3 months after reconstitution. Recommend to aliquot the protein into smaller quantities for optimal storage. Please minimize freeze-thaw cycles.

Background	
B7-H4, also known as B7x and B7S1, is a 50-80 kDa glycosylated member of the B7 family of immunomodulatory proteins. B7-H4 is up-regulated in several carcinomas in correlation with tumor progression and metastasis. A soluble form of B7-H4 is elevated in the serum of ovarian cancer, renal cell carcinoma, and rheumatoid arthritis patients, also in correlation with advanced disease status .	

Assay Data

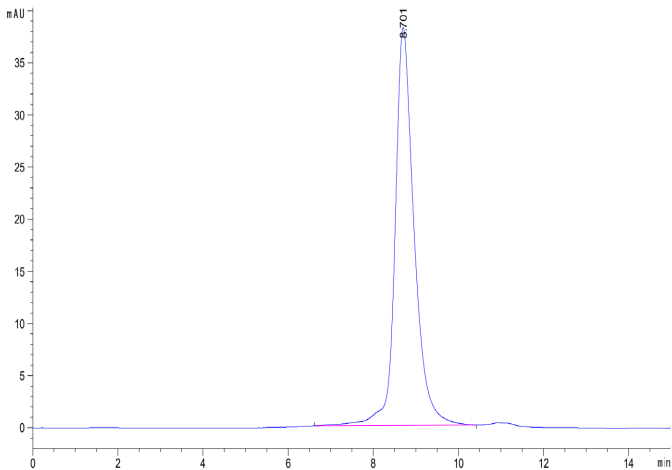
Bis-Tris PAGE



Human B7-H4 on Bis-Tris PAGE under reduced condition. The purity is greater than 95%.

SEC-HPLC

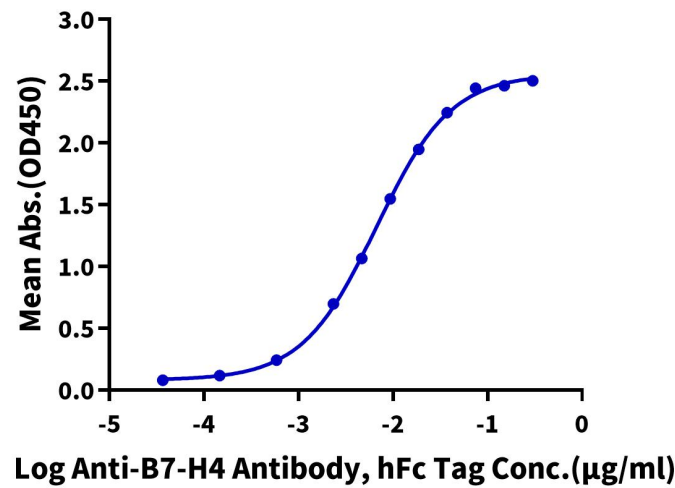
Assay Data



The purity of Human B7-H4 is greater than 95% as determined by SEC-HPLC.

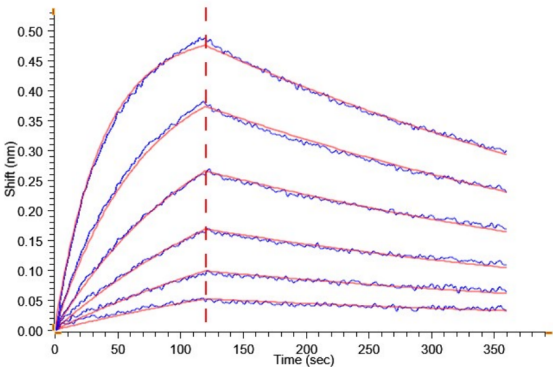
ELISA Data

Human B7-H4, His Tag ELISA  
0.05µg Human B7-H4, His Tag Per Well



Immobilized Human B7-H4, His Tag at 0.5 µg/ml (100 µl/Well) on the plate. Dose response curve for Anti-B7-H4 Antibody, hFc Tag with the EC50 of 6.7 ng/ml determined by ELISA.

BLI Data



Loaded Anti-B7-H4 Antibody, hFc Tag on ProA-Biosensor can bind Human B7-H4, His-Avi Tag with an affinity constant of 8.19 nM as determined in BLI assay (Gator® Prime).