

Human B7-H3/CD276 Protein, Ultra Low Endotoxin



Cat. No. BH7-HM273-UL

Description

Source	Recombinant Human B7-H3/CD276 Protein is expressed from HEK293 with hFc (IgG1) tag at the C-Terminus. It contains Leu29-Pro245.
Accession	Q5ZPR3-2
Molecular Weight	The protein has a predicted MW of 50.1 kDa. Due to glycosylation, the protein migrates to 60-70 kDa based on Bis-Tris PAGE result.
Endotoxin	Less than 0.01 EU per µg by the LAL method.
Purity	> 95% as determined by Bis-Tris PAGE > 95% as determined by HPLC

Formulation and Storage

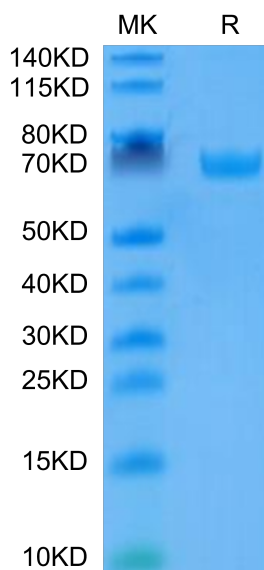
Formulation	Lyophilized from 0.22µm filtered solution in PBS (pH 7.4). Normally 8% trehalose is added as protectant before lyophilization.
Reconstitution	Dissolve the lyophilized protein in distilled water. Please refer to the Certificate of Analysis for detailed instructions.
Storage	-20 to -80°C for 12 months as supplied from date of receipt. -80°C for 3 months after reconstitution. Recommend to aliquot the protein into smaller quantities for optimal storage. Please minimize freeze-thaw cycles.

Background

B7-H3, a member of the B7 family of immunomodulatory molecules, is overexpressed in a wide range of solid cancers. B7-H3 binds to activated T cells via an as yet unidentified receptor. In assays using sub-optimal amount so anti-CD3 stimulation, 2IgB7H3 enhances T cell proliferation, T cell interferon-gamma (IFN-gamma) production, and cytotoxic T cells induction.

Assay Data

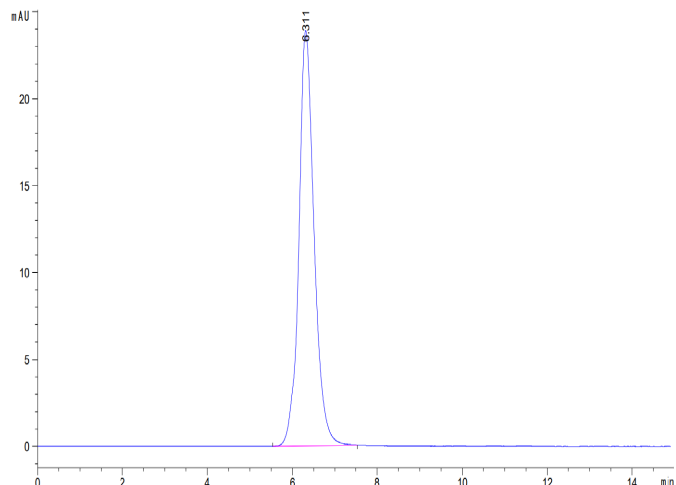
Bis-Tris PAGE



Human B7-H3 on Bis-Tris PAGE under reduced condition. The purity is greater than 95%.

SEC-HPLC

Assay Data

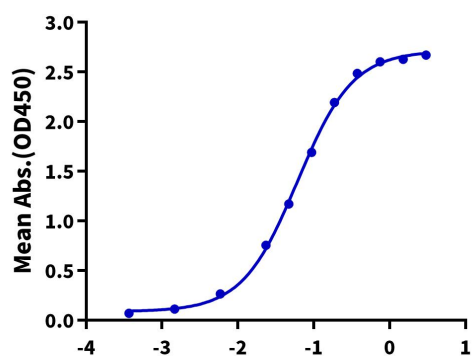


The purity of Human B7-H3 is greater than 95% as determined by SEC-HPLC.

ELISA Data

Human B7-H3, hFc Tag ELISA

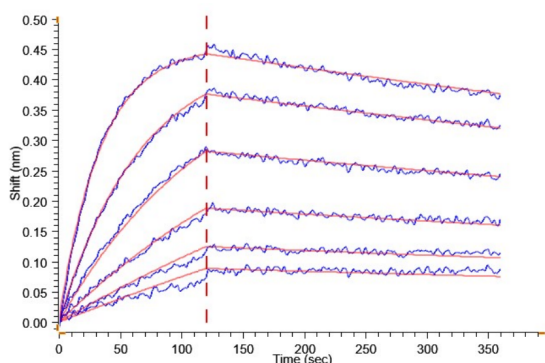
0.2µg Human B7-H3, hFc Tag Per Well



Immobilized Human B7-H3, hFc Tag at 2µg/ml (100µl/Well) on the plate. Dose response curve for Biotinylated Anti-B7-H3 Antibody, hFc Tag with the EC50 of 61.0ng/ml determined by ELISA (QC Test).

Log Biotinylated Anti-B7-H3 Antibody, hFc Tag Conc.(µg/ml)

BLI Data



Loaded Biotinylated Anti-B7-H3 Ab., hFc Tag on Streptavidin-Biosensor can bind Human B7-H3, hFc Tag with an affinity constant of 9.27 nM as determined in BLI assay .