

Cynomolgus Serum Albumin Protein

Cat. No. BSA-CM101



Description

Source	Recombinant Cynomolgus Serum Albumin Protein is expressed from HEK293 with His tag at the C-Terminus. It contains Asp25-Ala608.
Accession	A2V9Z4-1
Molecular Weight	The protein has a predicted MW of 67.1 kDa. Due to glycosylation, the protein migrates to 68-70 kDa based on Bis-Tris PAGE result.
Endotoxin	Less than 1 EU per μg by the LAL method.
Purity	> 95% as determined by Bis-Tris PAGE > 95% as determined by HPLC

Formulation and Storage

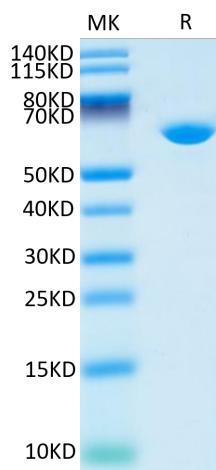
Formulation	Supplied as 0.22 μm filtered solution in PBS (pH 7.4).
Storage	Valid for 12 months from date of receipt when stored at -80°C . Recommend to aliquot the protein into smaller quantities for optimal storage. Please minimize freeze-thaw cycles.

Background

Albumins are multifunctional proteins present in the blood serum of animals. They can bind and transport a wide variety of ligands which they accommodate due to their conformational flexibility. Serum albumins are highly conserved both in amino acid sequence and three-dimensional structure. Several mammalian and avian serum albumins (SAs) are also allergens. Sensitization to one of the SAs coupled with the high degree of conservation between SAs may result in cross-reactive antibodies in allergic individuals.

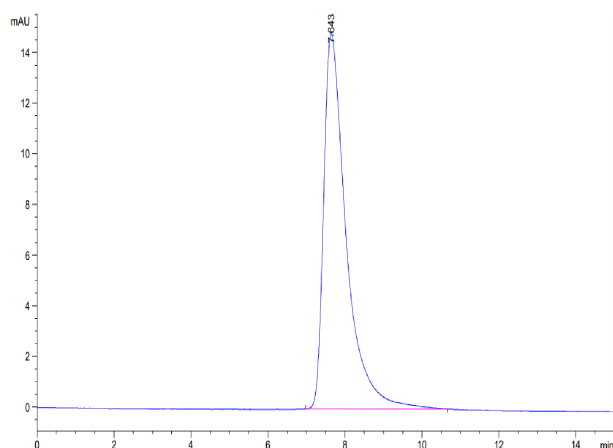
Assay Data

Bis-Tris PAGE



Cynomolgus Serum Albumin on Bis-Tris PAGE under reduced condition. The purity is greater than 95%.

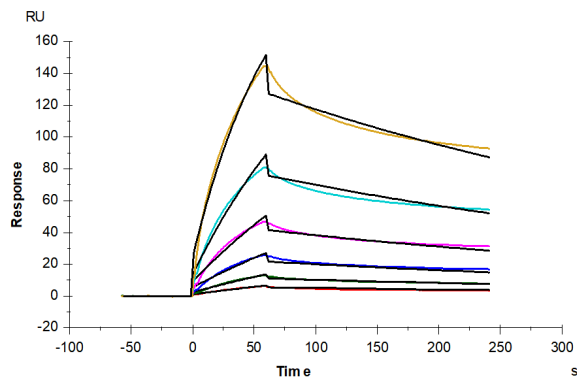
SEC-HPLC



The purity of Cynomolgus Serum Albumin is greater than 95% as determined by SEC-HPLC.

Assay Data

SPR Data



Cynomolgus Serum Albumin, His Tag immobilized on CM5 Chip can bind Biotinylated Cynomolgus FcRn, His-Avi Tag with an affinity constant of 15.33 nM as determined in SPR assay (Biacore S200).