

# Cynomolgus IL-2 R beta/CD122 Protein

Cat. No. CD1-CM122

## Description

<b>Source</b>	Recombinant Cynomolgus IL-2 R beta/CD122 Protein is expressed from HEK293 with His tag at the C-Terminus. It contains Ala27-Asp239.
<b>Accession</b>	Q38J85
<b>Molecular Weight</b>	The protein has a predicted MW of 25.6 kDa. Due to glycosylation, the protein migrates to 38-45 kDa based on Bis-Tris PAGE result.
<b>Endotoxin</b>	Less than 1EU per µg by the LAL method.
<b>Purity</b>	> 95% as determined by Bis-Tris PAGE > 95% as determined by HPLC

## Formulation and Storage

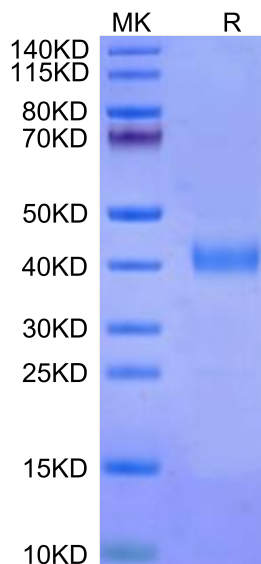
<b>Formulation</b>	Lyophilized from 0.22µm filtered solution in PBS (pH 7.4). Normally 8% trehalose is added as protectant before lyophilization.
<b>Reconstitution</b>	Centrifuge the tube before opening. Reconstituting to a concentration more than 100 µg/ml is recommended. Dissolve the lyophilized protein in distilled water.
<b>Storage</b>	-20 to -80°C for 12 months as supplied from date of receipt. -80°C for 3-6 months after reconstitution. 2-8°C for 2-7 days after reconstitution. Recommend to aliquot the protein into smaller quantities for optimal storage. Please minimize freeze-thaw cycles.

## Background

IL-2 R beta is a member of the cytokine receptor superfamily. Human IL-2 R beta cDNA encodes a 551 amino acid residue precursor Type I membrane protein with a 26 residue signal peptide, a 214 residue extracellular region, a 25 residue transmembrane region and a 286 residue cytoplasmic domain. Functional IL-2 receptors can exist in two affinity states on cell surfaces, the high affinity complex consisting of heterotrimers of the alpha, beta, and gamma chains, and the intermediate affinity complex comprising heterodimers of the beta and gamma chains.

## Assay Data

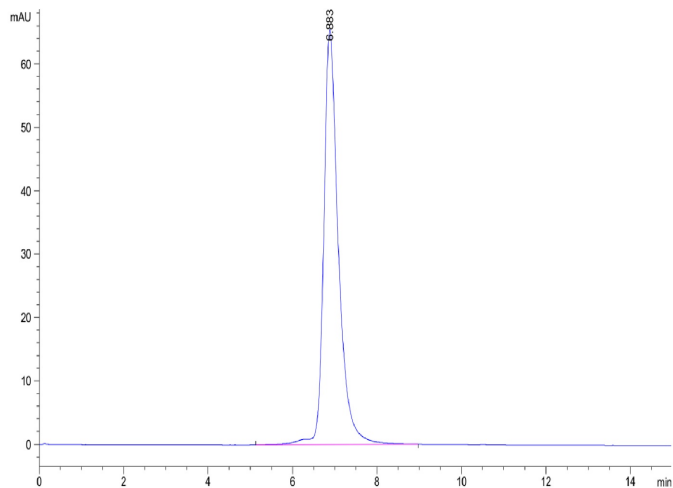
### Bis-Tris PAGE



Cynomolgus IL-2 R beta on Bis-Tris PAGE under reduced conditions. The purity is greater than 95%.

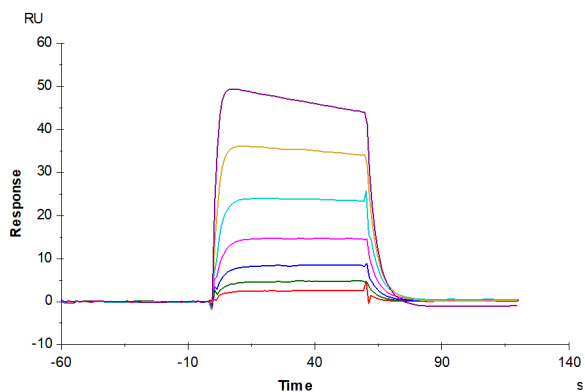
### SEC-HPLC

Assay Data



The purity of Cynomolgus IL-2 R beta is greater than 95% as determined by SEC-HPLC.

SPR Data



Cynomolgus IL-2 R beta, His Tag captured on CM5 Chip via anti-his antibody can bind Human IL-2, No Tag with an affinity constant of  $0.17 \mu\text{M}$  as determined in SPR assay (Biacore T200).