

Cynomolgus CD200/OX-2 Protein

Cat. No. CD2-CM120



Description

Source	Recombinant Cynomolgus CD200/OX-2 Protein is expressed from HEK293 with His tag at the C-Terminus. It contains Gln56-Gly257.
Accession	A0A2K5TQS2
Molecular Weight	The protein has a predicted MW of 23.66 kDa. Due to glycosylation, the protein migrates to 45-55 kDa based on Tris-Bis PAGE result.
Endotoxin	Less than 1EU per µg by the LAL method.
Purity	> 95% as determined by Tris-Bis PAGE > 95% as determined by HPLC

Formulation and Storage

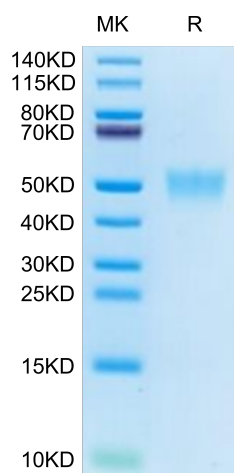
Formulation	Lyophilized from 0.22µm filtered solution in PBS (pH 7.4). Normally 8% trehalose is added as protectant before lyophilization.
Reconstitution	Centrifuge the tube before opening. Reconstituting to a concentration more than 100 µg/ml is recommended. Dissolve the lyophilized protein in distilled water.
Storage	-20 to -80°C for 12 months as supplied from date of receipt. -80°C for 3-6 months after reconstitution. 2-8°C for 2-7 days after reconstitution. Recommend to aliquot the protein into smaller quantities for optimal storage. Please minimize freeze-thaw cycles.

Background

CD200 and its receptors are highly expressed in the lung, on epithelial cells and leukocytes, and emerging evidence links dysregulation of the CD200 pathway with asthma. Moreover, pharmacological modulation of CD200 receptors was shown to improve clinical and inflammatory outcomes of preclinical asthma models.

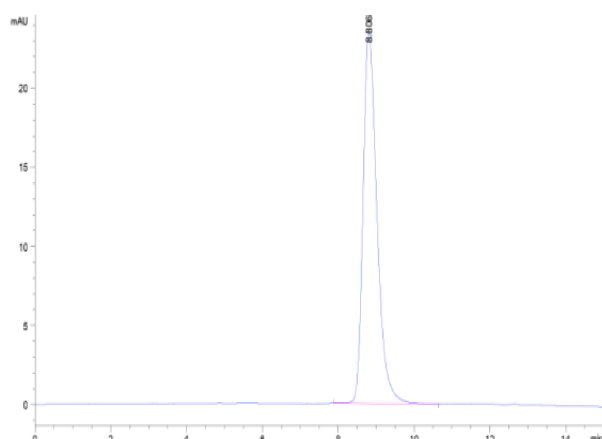
Assay Data

Tris-Bis PAGE



Cynomolgus CD200 on Tris-Bis PAGE under reduced condition. The purity is greater than 95%.

SEC-HPLC



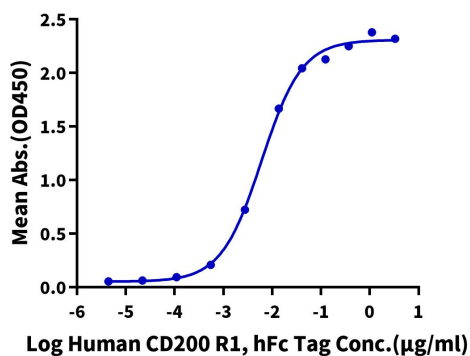
The purity of Cynomolgus CD200 is greater than 95% as determined by SEC-HPLC.

Assay Data

ELISA Data

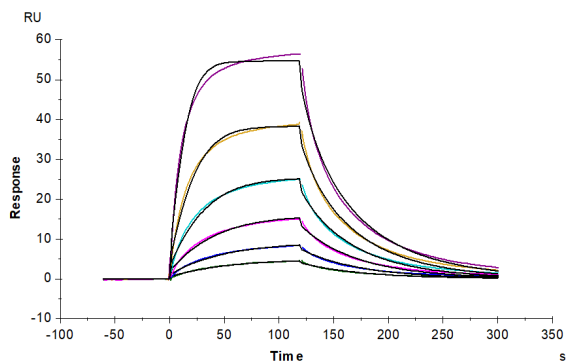
Cynomolgus CD200, His Tag ELISA

0.05µg Cynomolgus CD200, His Tag Per Well



Immobilized Cynomolgus CD200, His Tag at 0.5µg/ml (100µl/well) on the plate. Dose response curve for Human CD200 R1, hFc Tag with the EC50 of 6.2ng/ml determined by ELISA (QC Test).

SPR Data



Cynomolgus CD200 R1, His Tag immobilized on CM5 Chip can bind Cynomolgus CD200, His Tag with an affinity constant of 35.84 nM as determined in SPR assay (Biacore T200).