

Human CD200/OX-2 Protein, Ultra Low Endotoxin

Cat. No. CD2-HM220-UL

Description

Source	Recombinant Human CD200/OX-2 Protein is expressed from HEK293 with hFc (IgG1) tag at the C-Terminus. It contains Gln31-Gly232.
Accession	P41217-1
Molecular Weight	The protein has a predicted MW of 49.2 kDa. Due to glycosylation, the protein migrates to 60-70 kDa based on Bis-Tris PAGE result.
Endotoxin	Less than 0.01 EU per µg by the LAL method.
Purity	> 95% as determined by Bis-Tris PAGE > 95% as determined by HPLC

Formulation and Storage

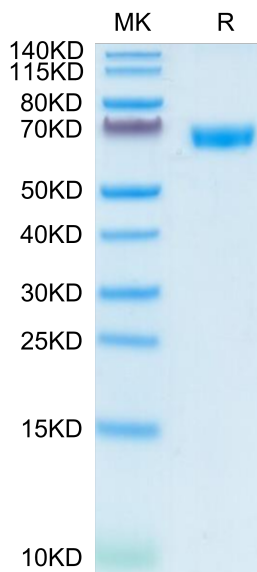
Formulation	Lyophilized from 0.22µm filtered solution in PBS (pH 7.4). Normally 8% trehalose is added as protectant before lyophilization.
Reconstitution	Dissolve the lyophilized protein in distilled water. Please refer to the Certificate of Analysis for detailed instructions.
Storage	-20 to -80°C for 12 months as supplied from date of receipt. -80°C for 3 months after reconstitution. Recommend to aliquot the protein into smaller quantities for optimal storage. Please minimize freeze-thaw cycles.

Background

CD200 and its receptors are highly expressed in the lung, on epithelial cells and leukocytes, and emerging evidence links dysregulation of the CD200 pathway with asthma. Moreover, pharmacological modulation of CD200 receptors was shown to improve clinical and inflammatory outcomes of preclinical asthma models.

Assay Data

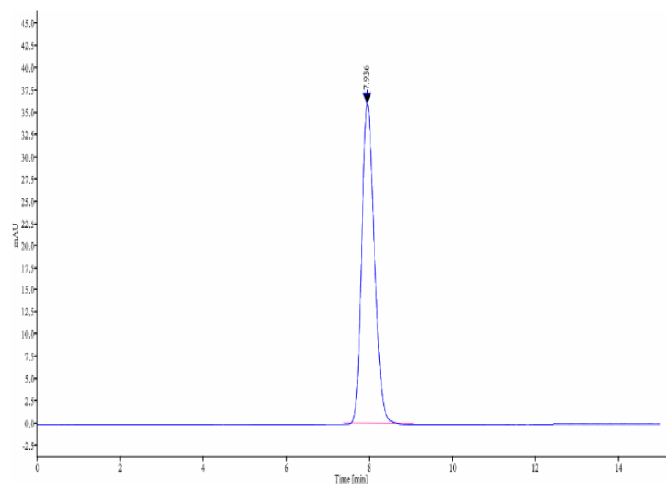
Bis-Tris PAGE



Human CD200 on Bis-Tris PAGE under reduced condition. The purity is greater than 95%.

SEC-HPLC

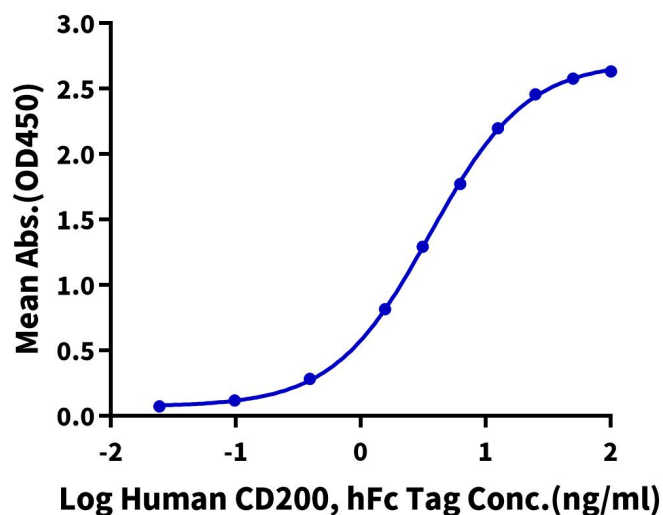
Assay Data



The purity of Human CD200 is greater than 95% as determined by SEC-HPLC.

ELISA Data

Human CD200, hFc Tag ELISA
0.2µg Human CD200 R1, His Tag Per Well



Immobilized Human CD200 R1, His Tag at 2µg/ml (100µl/Well) on the plate. Dose response curve for Human CD200, hFc Tag with the EC50 of 3.6ng/ml determined by ELISA (QC Test).