

# Cynomolgus CD30/TNFRSF8 Protein

Cat. No. CD3-CM130



## Description

<b>Source</b>	Recombinant Cynomolgus CD30/TNFRSF8 Protein is expressed from HEK293 with His tag at the C-Terminus. It contains Ala27-Pro394.
<b>Accession</b>	A0A2K5VW07
<b>Molecular Weight</b>	The protein has a predicted MW of 39.86 kDa. Due to glycosylation, the protein migrates to 75-105 kDa based on Bis-Tris PAGE result.
<b>Endotoxin</b>	Less than 1 EU per µg by the LAL method.
<b>Purity</b>	>95% as determined by Bis-Tris PAGE >95% as determined by HPLC

## Formulation and Storage


<b>Formulation</b>	Lyophilized from 0.22 µm filtered solution in PBS (pH 7.4). Normally 8% trehalose is added as protectant before lyophilization.
<b>Reconstitution</b>	Centrifuge the tube before opening. Reconstituting to a concentration more than 100 µg/ml is recommended. Dissolve the lyophilized protein in distilled water.
<b>Storage</b>	-20 to -80°C for 12 months as supplied from date of receipt. -80°C for 3 months after reconstitution. Recommend to aliquot the protein into smaller quantities for optimal storage. Please minimize freeze-thaw cycles.

## Background

The transmembrane receptor CD30 (TNFRSF8) and its ligand CD30L (CD153, TNFSF8) are members of the tumor necrosis factor (TNF) superfamily and display restricted expression in subpopulations of activated T-and B-cells in nonpathologic conditions. CD30 expression is upregulated in various hematological malignancies, including Reed-Sternberg cells in Hodgkin's disease (HD), anaplastic large cell lymphoma (ALCL) and subsets of Non-Hodgkin's lymphomas (NHLs).

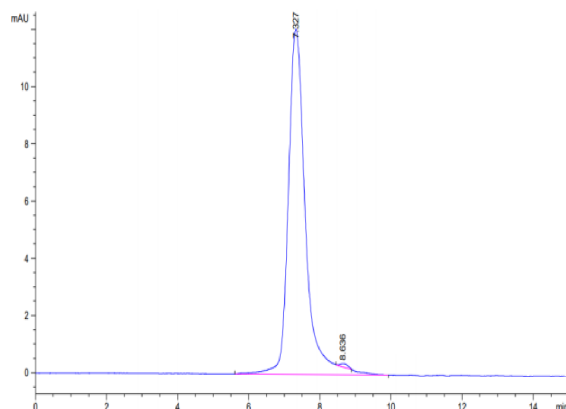
## Assay Data

### Bis-Tris PAGE



Cynomolgus CD30 on Bis-Tris PAGE under reduced condition. The purity is greater than 95%.

### SEC-HPLC



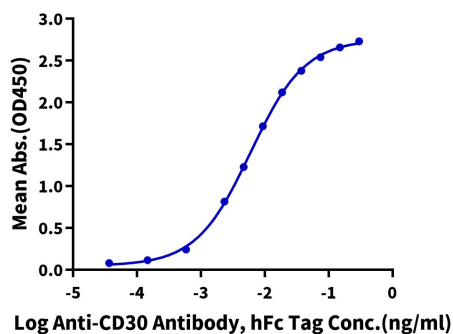
The purity of Cynomolgus CD30 is greater than 95% as determined by SEC-HPLC.

Assay Data

ELISA Data

**Cynomolgus CD30, His Tag ELISA**

0.2µg Cynomolgus CD30, His Tag Per Well



Immobilized Cynomolgus CD30, His Tag at 2 µg/ml (100 µl/Well) on the plate. Dose response curve for Anti-CD30 Antibody, hFc Tag with the EC50 of 6.0 ng/ml determined by ELISA (QC Test).