

Cynomolgus CD40/TNFRSF5 Protein

Cat. No. CD4-CM140

Description

Source	Recombinant Cynomolgus CD40/TNFRSF5 Protein is expressed from HEK293 with His tag at the C-Terminus. It contains Glu21-Arg193.
Accession	G7PG38
Molecular Weight	The protein has a predicted MW of 20.3 kDa. Due to glycosylation, the protein migrates to 30-40 kDa based on Bis-Tris PAGE result.
Endotoxin	Less than 1EU per µg by the LAL method.
Purity	> 95% as determined by Bis-Tris PAGE > 95% as determined by HPLC

Formulation and Storage

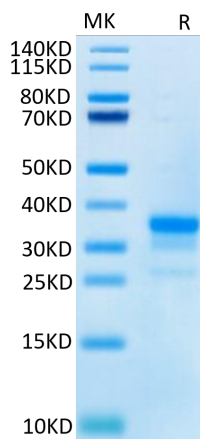
Formulation	Lyophilized from 0.22µm filtered solution in PBS (pH 7.4). Normally 8% trehalose is added as protectant before lyophilization.
Reconstitution	Centrifuge the tube before opening. Reconstituting to a concentration more than 100 µg/ml is recommended. Dissolve the lyophilized protein in distilled water.
Storage	-20 to -80°C for 12 months as supplied from date of receipt. -80°C for 3 months after reconstitution. Recommend to aliquot the protein into smaller quantities for optimal storage. Please minimize freeze-thaw cycles.

Background

CD40 is a costimulatory protein found on antigen presenting cells and is required for their activation. The binding of CD154 (CD40L) on TH cells to CD40 activates antigen presenting cells and induces a variety of downstream effects. CD40 molecule is a potential target for cancer immunotherapy. There are number of completed and ongoing clinical trials where agonistic anti-CD40 monoclonal antibodies are employed to activate an anti-tumor T cell response via activation of dendritic cells.

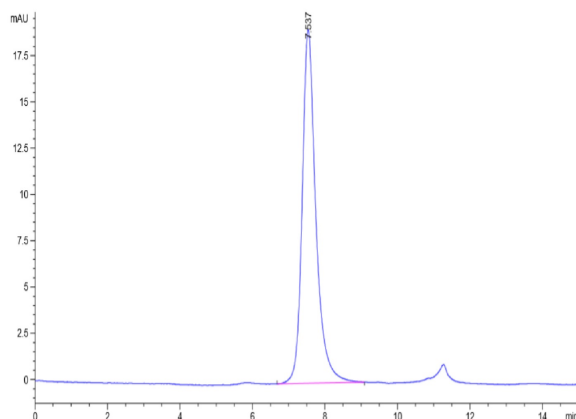
Assay Data

Bis-Tris PAGE



Cynomolgus CD40 on Bis-Tris PAGE under reduced condition. The purity is greater than 95%.

SEC-HPLC



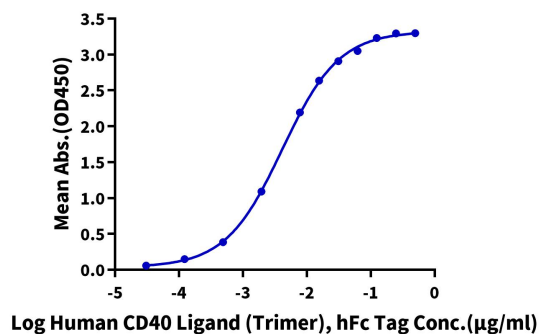
The purity of Cynomolgus CD40 is greater than 95% as determined by SEC-HPLC.

Assay Data

ELISA Data

Cynomolgus CD40, His Tag ELISA

0.2µg Cynomolgus CD40, His Tag Per Well



Immobilized Cynomolgus CD40, His Tag at 2µg/ml (100µl/Well) on the plate. Dose response curve for Human CD40 Ligand (Trimer) , hFc Tag with the EC50 of 4.1ng/ml determined by ELISA (QC Test).