

Human CD58 Protein

Cat. No. CD5-HM208



Description

Source	Recombinant Human CD58 Protein is expressed from HEK293 with hFc tag at the C-Terminus. It contains Phe29-Arg215.
Accession	AAH05930
Molecular Weight	The protein has a predicted MW of 48.1 kDa. Due to glycosylation, the protein migrates to 65-75 kDa based on Bis-Tris PAGE result.
Endotoxin	Less than 1EU per µg by the LAL method.
Purity	> 95% as determined by Bis-Tris PAGE > 95% as determined by HPLC

Formulation and Storage


Formulation	Lyophilized from 0.22µm filtered solution in PBS (pH 7.4). Normally 8% trehalose is added as protectant before lyophilization.
Reconstitution	Centrifuge the tube before opening. Reconstituting to a concentration more than 100 µg/ml is recommended. Dissolve the lyophilized protein in distilled water.
Storage	-20 to -80°C for 12 months as supplied from date of receipt. -80°C for 3 months after reconstitution. Recommend to aliquot the protein into smaller quantities for optimal storage. Please minimize freeze-thaw cycles.

Background

Loss of CD58 is a common mechanism for tumor immune evasion in lymphoid malignancies. CD58 loss is known to occur due to both genetic and non-genetic causes; therefore, we hypothesized that restoring CD58 expression in lymphoma cells may be an effective treatment approach. EZH2 is involved in the epigenetic silencing of CD58 in lymphoma cells as a mechanism for tumor immune escape, and EZH2 inhibitors are able to restore epigenetically suppressed CD58 expression.

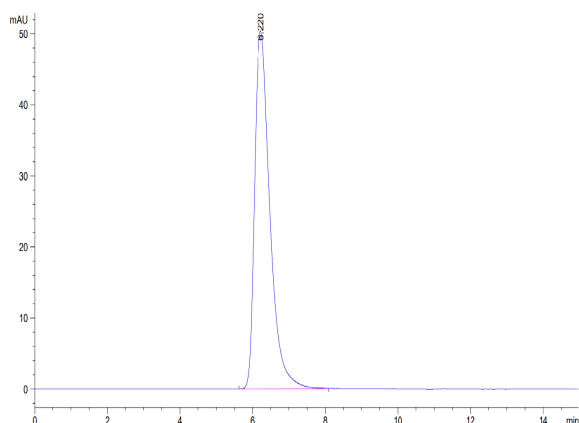
Assay Data

Bis-Tris PAGE



Human CD58 on Bis-Tris PAGE under reduced condition. The purity is greater than 95%.

SEC-HPLC



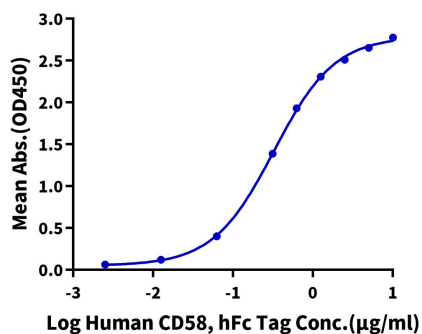
The purity of Human CD58 is greater than 95% as determined by SEC-HPLC.

Assay Data

ELISA Data

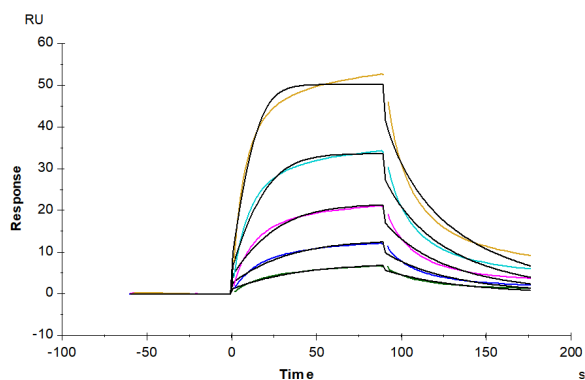
Human CD58, hFc Tag ELISA

0.2µg Human CD2, His Tag Per Well



Immobilized Human CD2, His Tag at 2µg/ml (100µl/well) on the plate. Dose response curve for Human CD58, hFc Tag with the EC50 of 0.32µg/ml determined by ELISA (QC Test).

SPR Data



Human CD2, His Tag captured on CM5 Chip via anti-his antibody can bind Human CD58, hFc Tag with an affinity constant of 15.48 nM as determined in SPR assay (Biacore T200).