

Biotinylated Human CD7 Protein

Cat. No. CD7-HM401B

Description

Source	Recombinant Biotinylated Human CD7 Protein is expressed from HEK293 with His tag and Avi tag at the C-Terminus. It contains Ala26-Pro180.
Accession	P09564
Molecular Weight	The protein has a predicted MW of 19.3 kDa. Due to glycosylation, the protein migrates to 34-48 kDa based on Bis-Tris PAGE result.
Endotoxin	Less than 1 EU per µg by the LAL method.
Purity	>95% as determined by Bis-Tris PAGE >95% as determined by HPLC

Formulation and Storage

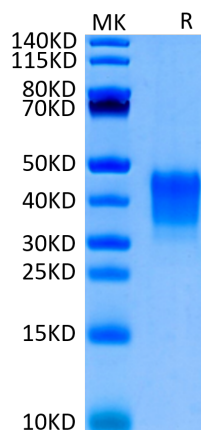
Formulation	Lyophilized from 0.22 µm filtered solution in PBS (pH 7.4). Normally 8% trehalose is added as protectant before lyophilization.
Reconstitution	Centrifuge the tube before opening. Reconstituting to a concentration more than 100 µg/ml is recommended. Dissolve the lyophilized protein in distilled water.
Storage	-20 to -80°C for 12 months as supplied from date of receipt. -80°C for 3 months after reconstitution. Recommend to aliquot the protein into smaller quantities for optimal storage. Please minimize freeze-thaw cycles.

Background

CD7, also known as Leu-9, is an approximately 40 kDa glycosylated and palmitoylated transmembrane protein in the immunoglobulin superfamily. CD7 is expressed on T cells, NK cells, myeloid progenitor cells, and CD19 B progenitor cells. Among CD8 T cells, the CD7-bright population preferentially contains naïve and memory cells, while more weak expressors are primarily effector cells.

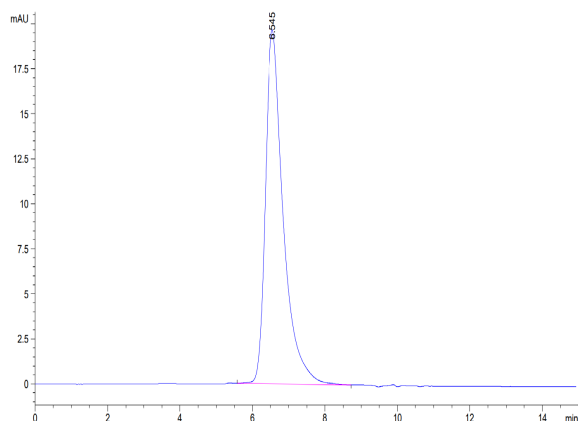
Assay Data

Bis-Tris PAGE



Biotinylated Human CD7 on Bis-Tris PAGE under reduced condition. The purity is greater than 95%.

SEC-HPLC



The purity of Biotinylated Human CD7 is greater than 95% as determined by SEC-HPLC.

Biotinylated Human CD7 Protein

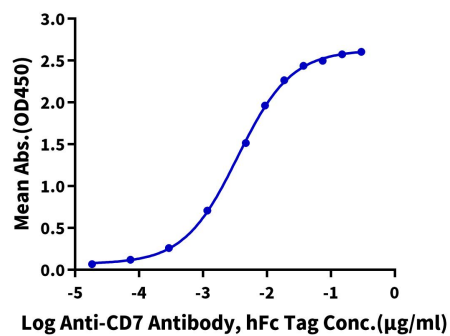
Cat. No. CD7-HM401B

Assay Data

ELISA Data

Biotinylated Human CD7, His Tag ELISA

0.1µg Biotinylated Human CD7, His Tag Per Well



Immobilized Biotinylated Human CD7, His Tag at 1 µg/ml (100 µl/well) on the streptavidin pre-coated plate (5 µg/ml). Dose response curve for Anti-CD7 Antibody, hFc Tag with the EC50 of 3.5 ng/ml determined by ELISA (QC Test).