Biotinylated Human CD47 Protein

Cat. No. CD7-HM447B

Description

Source	Recombinant Biotinylated Human CD47 Protein is expressed from HEK293 with His tag and Avi tag at the C-Terminus.
	It contains Gln19-Pro139.
Accession	Q08722-1
Molecular Weight	The protein has a predicted MW of 16.63 kDa. Due to glycosylation, the protein migrates to 42-52 kDa based on Tris-Bis PAGE result.
Endotoxin	Less than 1EU per μg by the LAL method.
Purity	> 95% as determined by Tris-Bis PAGE
	> 95% as determined by HPLC

Formulation and Storage

Formulation	Lyophilized from 0.22μm filtered solution in PBS (pH 7.4). Normally 8% trehalose is added as protectant before lyophilization.
Reconstitution	Centrifuge the tube before opening. Reconstituting to a concentration more than 100 μg/ml is recommended. Dissolve the lyophilized protein in distilled water.
Storage	-20 to -80°C for 12 months as supplied from date of receipt. -20 to -80°C for 3-6 months in unopened state after reconstitution. 2-8°C for 2-7 days after reconstitution. Recommend to aliquot the protein into smaller quantities for optimal storage. Please minimize freeze-thaw cycles.

Background

CD47 (Cluster of Differentiation 47) also known as integrin associated protein (IAP) is a transmembrane protein that in humans is encoded by the CD47 gene. CD47 belongs to the immunoglobulin superfamily and partners with membrane integrins and also binds the ligands thrombospondin-1 (TSP-1) and signal-regulatory protein alpha (SIRPα).CD-47 acts as a don't eat me signal to macrophages of the immune system which has made it a potential therapeutic target in some cancers.

Assay Data

Tris-Bis PAGE

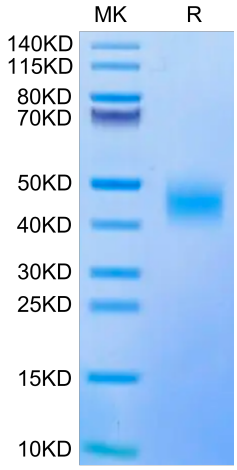

Biotinylated Human CD47 on Tris-Bis PAGE under reduced condition. The purity is greater than 95%.

SEC-HPLC

Biotinylated Human CD47 Protein

Cat. No. CD7-HM447B

Assay Data

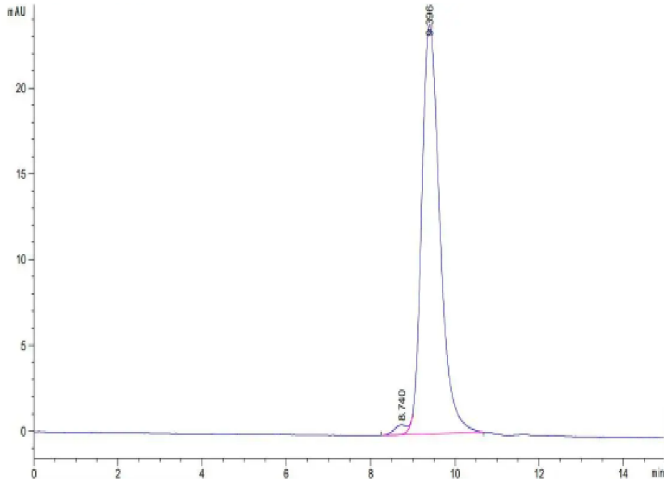

The purity of Biotinylated Human CD47 is greater than 95% as determined by SEC-HPLC.

ELISA Data

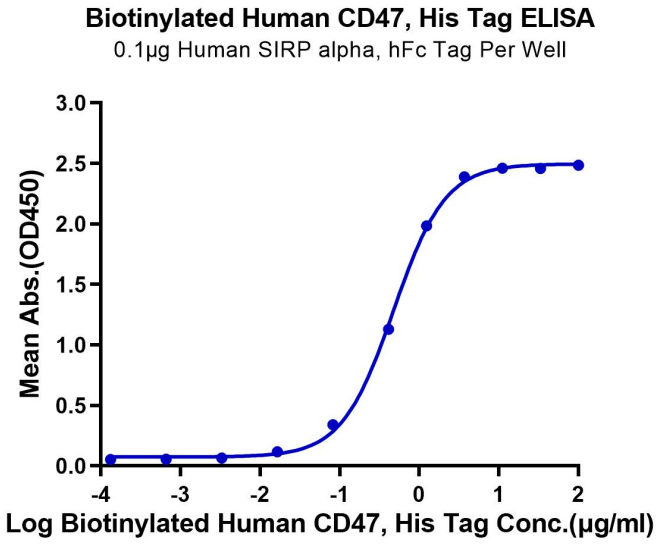

Immobilized Human SIRP alpha, hFc Tag at 1μg/ml (100μl/Well) on the plate. Dose response curve for Biotinylated Human CD47, His Tag with the EC50 of 0.48μg/ml determined by ELISA.