

Mouse CD47 Protein

Cat. No. CD7-MM147

Description

Source	Recombinant Mouse CD47 Protein is expressed from HEK293 with His tag at the C-Terminus. It contains Gln19-Lys140.
Accession	Q61735-1
Molecular Weight	The protein has a predicted MW of 14.9 kDa. Due to glycosylation, the protein migrates to 35-50 kDa based on Bis-Tris PAGE result.
Endotoxin	Less than 1EU per µg by the LAL method.
Purity	> 95% as determined by Bis-Tris PAGE > 95% as determined by HPLC

Formulation and Storage

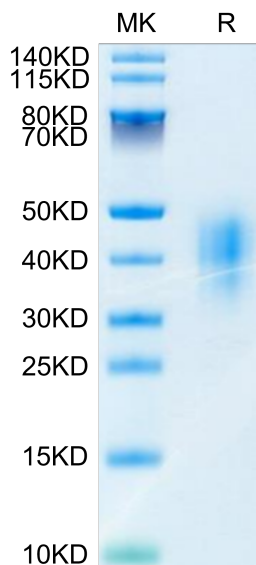
Formulation	Lyophilized from 0.22µm filtered solution in PBS (pH 7.4). Normally 8% trehalose is added as protectant before lyophilization.
Reconstitution	Centrifuge the tube before opening. Reconstituting to a concentration more than 100 µg/ml is recommended. Dissolve the lyophilized protein in distilled water.
Storage	-20 to -80°C for 12 months as supplied from date of receipt. -80°C for 3-6 months after reconstitution. 2-8°C for 2-7 days after reconstitution. Recommend to aliquot the protein into smaller quantities for optimal storage. Please minimize freeze-thaw cycles.

Background

CD47 (Cluster of Differentiation 47) also known as integrin associated protein (IAP) is a transmembrane protein that in humans is encoded by the CD47 gene. CD47 belongs to the immunoglobulin superfamily and partners with membrane integrins and also binds the ligands thrombospondin-1 (TSP-1) and signal-regulatory protein alpha (SIRPα). CD-47 acts as a don't eat me signal to macrophages of the immune system which has made it a potential therapeutic target in some cancers.

Assay Data

Bis-Tris PAGE



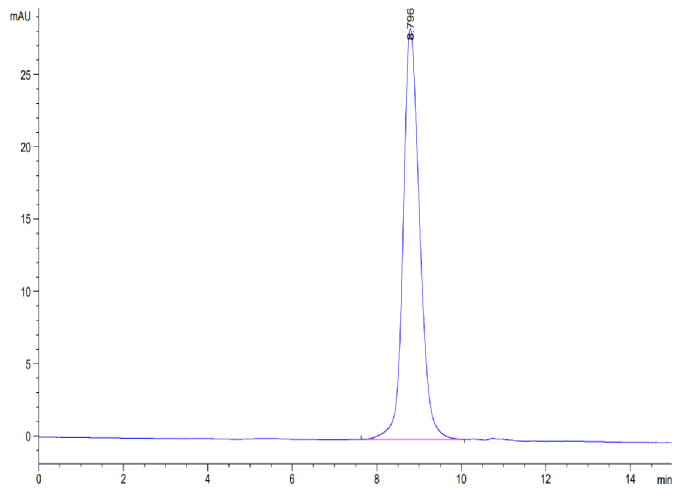
Mouse CD47 on Bis-Tris PAGE under reduced condition. The purity is greater than 95%.

SEC-HPLC

Mouse CD47 Protein

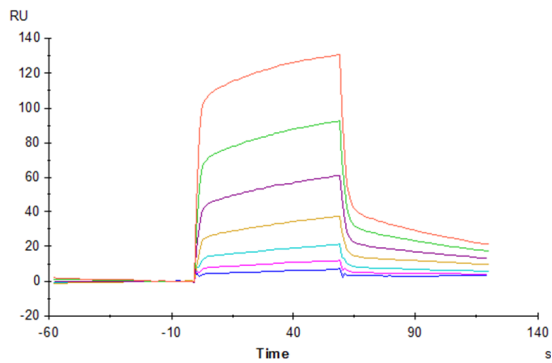
Cat. No. CD7-MM147

Assay Data



The purity of Mouse CD47 is greater than 95% as determined by SEC-HPLC.

SPR Data



Mouse SIRP alpha, His Tag immobilized on CM5 Chip can bind Mouse CD47, His Tag with an affinity constant of 1.33 μM as determined in SPR assay (Biacore T200).