

Biotinylated Cynomolgus CD8 alpha&beta Heterodimer Protein



Cat. No. CD8-CM4ABB

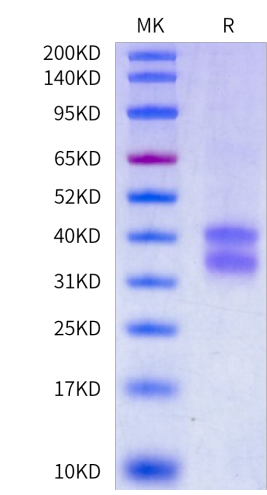
Description	
Source	Recombinant Biotinylated Cynomolgus CD8 alpha&beta Heterodimer Protein is expressed as a heterodimer of CD8 alpha and CD8 beta by co-expression in HEK293. Subunit CD8 alpha is fused with a His tag and a Avi tag at the C-terminus and subunit CD8 beta is fused with a Flag tag at the C-terminus. It contains Ser22-Asp182 (CD8 alpha) acidic tail and Leu22-Pro170 (CD8 beta) basic tail.
Accession	XP_065382910.1(CD8 alpha)&XP_005575417.1(CD8 beta)
Molecular Weight	The protein has a predicted MW of 25.43 kDa (CD8 alpha) and 22.42 kDa (CD8 beta). Due to glycosylation, the protein migrates to 32-38 kDa and 40-48 kDa based on Bis-Tris PAGE result.
Endotoxin	Less than 1 EU per µg by the LAL method.
Purity	> 95% as determined by Bis-Tris PAGE > 95% as determined by HPLC

Formulation and Storage	
Formulation	Lyophilized from 0.22 µm filtered solution in PBS (pH 7.4). Normally 8% trehalose is added as protectant before lyophilization.
Reconstitution	Dissolve the lyophilized protein in distilled water. Please refer to the Certificate of Analysis for detailed instructions.
Storage	-20 to -80°C for 12 months as supplied from date of receipt. -80°C for 3 months after reconstitution. Recommend to aliquot the protein into smaller quantities for optimal storage. Please minimize freeze-thaw cycles.

Background

CD8 alpha&beta (CD8αβ) is a heterodimeric form of CD8. CD8α is required for surface expression of CD8β. The extracellular IgV-like domain of CD8α interacts with the α3 portion of the class I MHC molecule. CD8αβ is expressed on human peripheral T cells and functions as a coreceptor and can greatly increase the sensitivity and breadth of antigen recognition by CD8+ peripheral T cells bearing TCR.

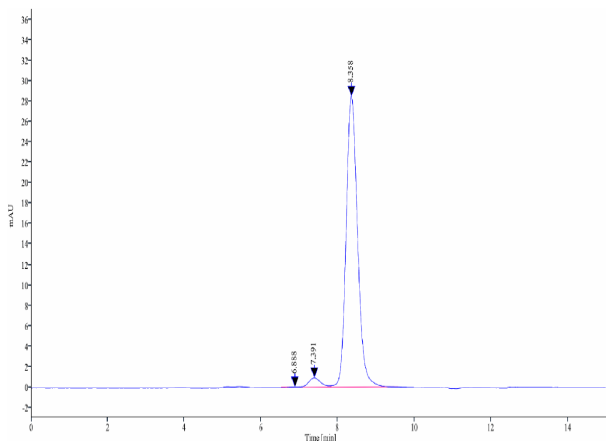
Assay Data



Biotinylated Cynomolgus CD8 alpha&beta Heterodimer on Bis-Tris PAGE under reduced condition. The purity is greater than 95%.

SEC-HPLC

Assay Data



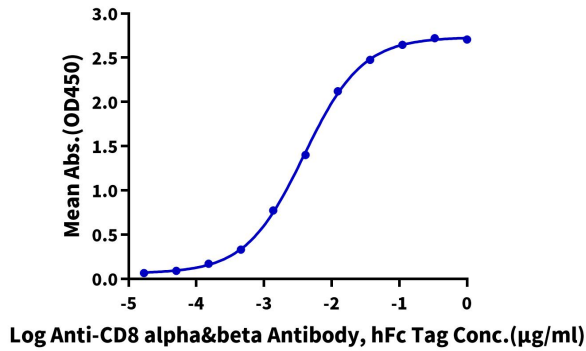
The purity of Biotinylated Cynomolgus CD8 alpha&beta Heterodimer is greater than 95% as determined by SEC-HPLC.

Assay Data

ELISA Data

Biotinylated Cynomolgus CD8 alpha&beta, His Avi Tag ELISA

0.05µg Biotinylated Cynomolgus CD8 alpha&beta, His Avi Tag Per Well

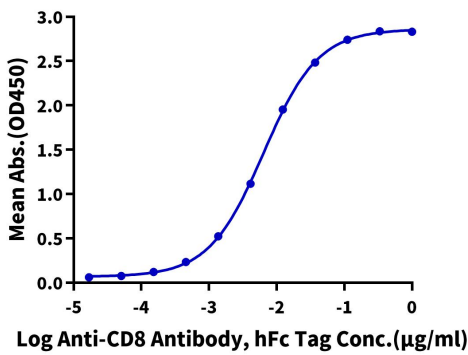


Immobilized Biotinylated Cynomolgus CD8 alpha&beta, His Avi Tag at 0.5µg/ml (100µl/well) on the streptavidin precoated plate (5µg/ml). Dose response curve for Anti-CD8 alpha&beta Antibody, hFc Tag with the EC50 of 3.9ng/ml determined by ELISA.

ELISA Data

Biotinylated Cynomolgus CD8 alpha&beta, His Avi Tag ELISA

0.05µg Biotinylated Cynomolgus CD8 alpha&beta, His Avi Tag Per Well

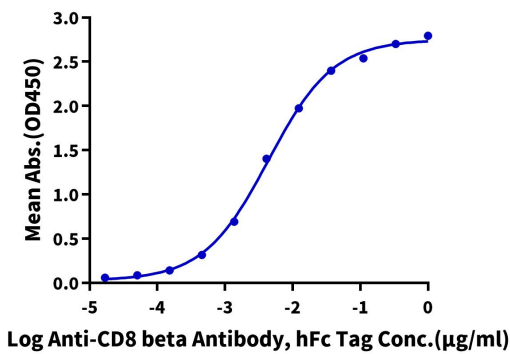


Immobilized Biotinylated Cynomolgus CD8 alpha&beta, His Avi Tag at 0.5µg/ml (100µl/well) on the streptavidin precoated plate (5µg/ml). Dose response curve for Anti-CD8 Antibody, hFc Tag with the EC50 of 6.4ng/ml determined by ELISA.

ELISA Data

Biotinylated Cynomolgus CD8 alpha&beta, His Avi Tag ELISA

0.05µg Biotinylated Cynomolgus CD8 alpha&beta, His Avi Tag Per Well



Immobilized Biotinylated Cynomolgus CD8 alpha&beta, His Avi Tag at 0.5µg/ml (100µl/well) on the streptavidin precoated plate (5µg/ml). Dose response curve for Anti-CD8 beta Antibody, hFc Tag with the EC50 of 4.4ng/ml determined by ELISA.