

Biotinylated Cynomolgus CD98 Protein

Cat. No. CD9-CM498B



Description

Source	Recombinant Biotinylated Cynomolgus CD98 Protein is expressed from HEK293 with His tag tag and Avi tag at the N-terminus. It contains Arg175-Ala599.
Accession	XP_045227941.1
Molecular Weight	The protein has a predicted MW of 49.83 kDa. Due to glycosylation, the protein migrates to 60-70 kDa based on Bis-Tris PAGE result.
Endotoxin	Less than 1 EU per µg by the LAL method.
Purity	> 95% as determined by Bis-Tris PAGE > 90% as determined by HPLC

Formulation and Storage

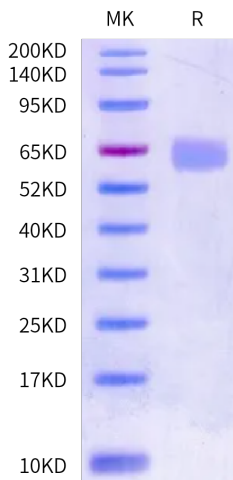
Formulation	Supplied as 0.22 µm filtered solution in PBS, 0.3M Arginine (pH 7.4).
Storage	Valid for 12 months from date of receipt when stored at -80°C. Recommend to aliquot the protein into smaller quantities for optimal storage. Please minimize freeze-thaw cycles.

Background

The type II transmembrane protein CD98, best known as the heavy chain of the heterodimeric amino acid transporters (HAT), is required for the surface expression and basolateral localization of this transporter complex in polarized epithelial cells. CD98 also interacts with beta1 integrins resulting in an increase in their affinity for ligand. In this study we explored the role of the transmembrane and cytoplasmic domains of CD98 on integrin-dependent cell adhesion and migration in polarized renal epithelial cells.

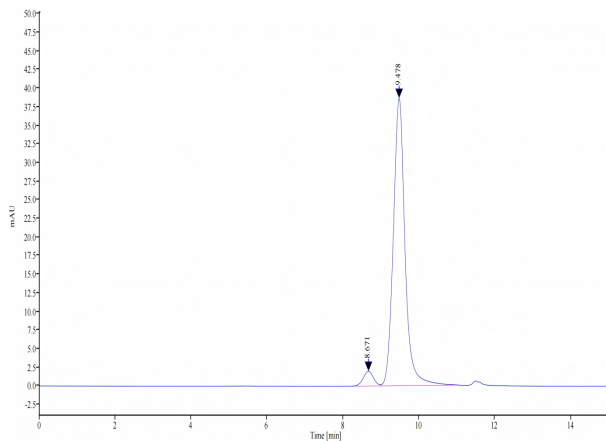
Assay Data

Bis-Tris PAGE



Biotinylated Cynomolgus CD98 on Bis-Tris PAGE under reduced condition. The purity is greater than 95%.

SEC-HPLC



The purity of Biotinylated Cynomolgus CD98 is greater than 90% as determined by SEC-HPLC.

Biotinylated Cynomolgus CD98 Protein

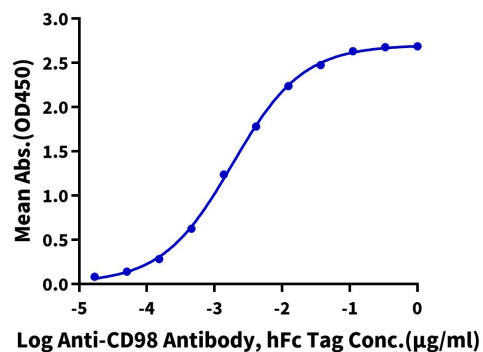
Cat. No. CD9-CM498B

Assay Data

ELISA Data

Biotinylated Cynomolgus CD98, His Avi Tag ELISA

0.1 μ g Biotinylated Cynomolgus CD98, His Avi Tag Per Well



Immobilized Biotinylated Cynomolgus CD98, His Avi Tag at 1 μ g/ml (100 μ l/well) on the streptavidin precoated plate (5 μ g/ml). Dose response curve for Anti-CD98 Antibody, hFc Tag with the EC50 of 1.8ng/ml determined by ELISA.