

# Human CD96/TACTILE Protein

Cat. No. CD9-HM196

## Description

<b>Source</b>	Recombinant Human CD96/TACTILE Protein is expressed from HEK293 with His tag at the C-Terminus. It contains Val22-Met503.
<b>Accession</b>	P40200-2
<b>Molecular Weight</b>	The protein has a predicted MW of 54.7 kDa. Due to glycosylation, the protein migrates to 115-130 kDa based on Bis-Tris PAGE result.
<b>Endotoxin</b>	Less than 1EU per ug by the LAL method.
<b>Purity</b>	> 95% as determined by Bis-Tris PAGE

## Formulation and Storage

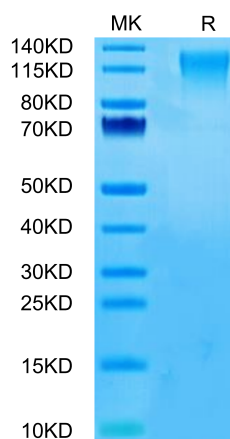
<b>Formulation</b>	Lyophilized from 0.22µm filtered solution in PBS (pH 7.4). Normally 8% trehalose is added as protectant before lyophilization.
<b>Reconstitution</b>	Centrifuge the tube before opening. Reconstituting to a concentration more than 100 µg/ml is recommended. Dissolve the lyophilized protein in distilled water.
<b>Storage</b>	-20 to -80°C for 12 months as supplied from date of receipt. -80°C for 3 months after reconstitution. Recommend to aliquot the protein into smaller quantities for optimal storage. Please minimize freeze-thaw cycles.

## Background

The receptors CD96 and TIGIT are expressed on the surface of T and natural killer (NK) cells, and recent studies suggest both play important inhibitory roles in immune function. CD96 has been shown to modulate immune cell activity in mice, with Cd96<sup>-/-</sup> mice displaying hypersensitive NK-cell responses to immune challenge and significant tumor resistance. The counterbalance between the putative inhibitory CD96 and TIGIT receptors and the activating receptor, CD226, offers unique strategies for immuno-oncology drug development.

## Assay Data

### Bis-Tris PAGE

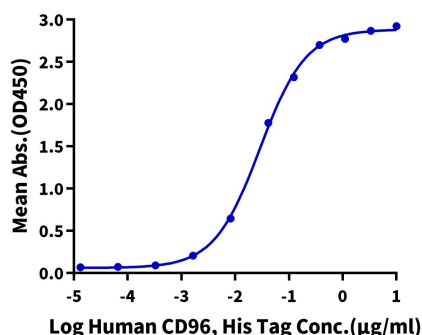


Human CD96 on Bis-Tris PAGE under reduced condition. The purity is greater than 95%.

### ELISA Data

#### Human CD96, His Tag ELISA

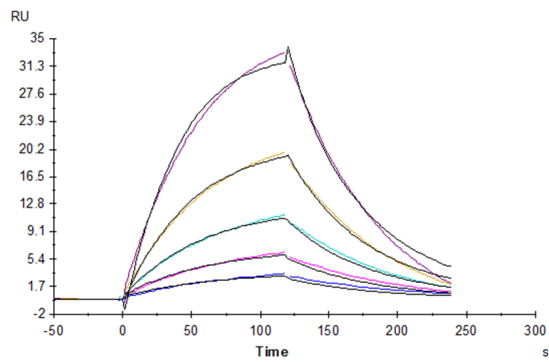
0.1µg Anti-CD96 Antibody, hFc Tag Per Well



Immobilized Anti-CD96 Antibody, hFc Tag at 1µg/ml (100µl/well) on the plate. Dose response curve for Human CD96, His Tag with the EC50 of 28.8ng/ml determined by ELISA (QC Test).

Assay Data

SPR Data



Human CD155, hFc Tag captured on CM5 Chip via Protein A can bind Human CD96, His Tag with an affinity constant of 0.958  $\mu$ M as determined in SPR assay (Biacore T200).