

Human CD98 Protein, Ultra Low Endotoxin



Cat. No. CD9-HM198-UL

Description

Source	Recombinant Human CD98 Protein is expressed from HEK293 with His tag at the N-Terminus. It contains Arg206-Ala630.
Accession	AAH01061
Molecular Weight	The protein has a predicted MW of 47.9 kDa. Due to glycosylation, the protein migrates to 60-70 kDa based on Bis-Tris PAGE result.
Endotoxin	Less than 0.01 EU per µg by the LAL method.
Purity	> 95% as determined by Bis-Tris PAGE > 95% as determined by HPLC

Formulation and Storage


Formulation	Lyophilized from 0.22µm filtered solution in PBS (pH 7.4). Normally 8% trehalose is added as protectant before lyophilization.
Reconstitution	Dissolve the lyophilized protein in distilled water. Please refer to the Certificate of Analysis for detailed instructions.
Storage	-20 to -80°C for 12 months as supplied from date of receipt. -80°C for 3 months after reconstitution. Recommend to aliquot the protein into smaller quantities for optimal storage. Please minimize freeze-thaw cycles.

Background

The type II transmembrane protein CD98, best known as the heavy chain of the heterodimeric amino acid transporters (HAT), is required for the surface expression and basolateral localization of this transporter complex in polarized epithelial cells. CD98 also interacts with beta1 integrins resulting in an increase in their affinity for ligand. In this study we explored the role of the transmembrane and cytoplasmic domains of CD98 on integrin-dependent cell adhesion and migration in polarized renal epithelial cells.

Assay Data

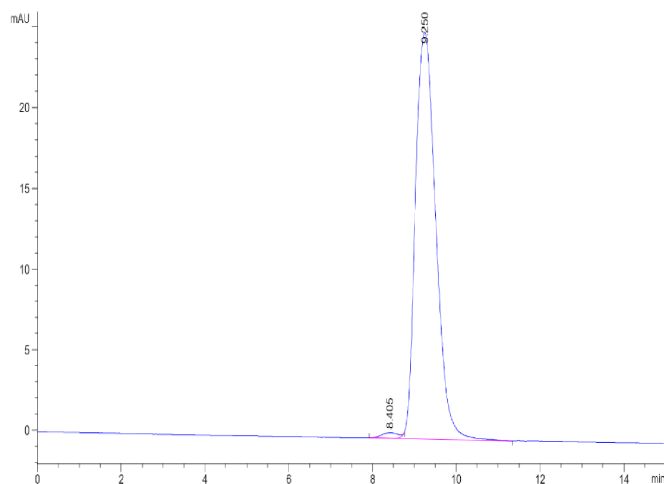
Bis-Tris PAGE



Human CD98 on Bis-Tris PAGE under reduced condition. The purity is greater than 95%.

SEC-HPLC

Assay Data

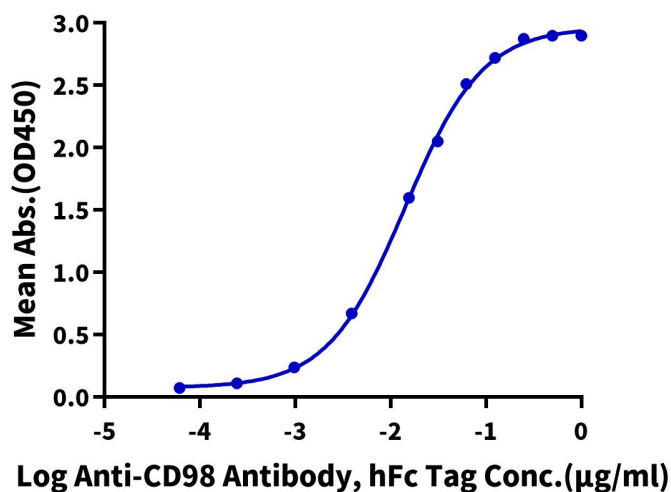


The purity of Human CD98 is greater than 95% as determined by SEC-HPLC.

ELISA Data

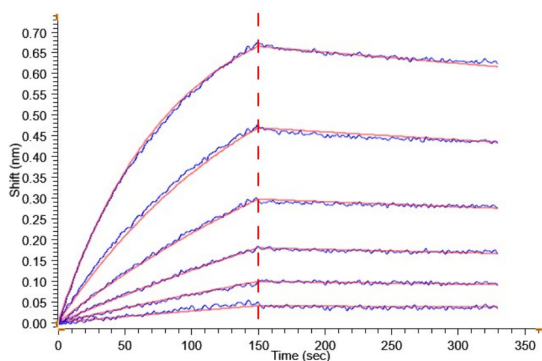
Human CD98, His Tag ELISA

0.05µg Human CD98, His Tag Per Well



Immobilized Human CD98, His Tag at 0.5µg/ml (100µl/well) on the plate. Dose response curve for Anti-CD98 Antibody, hFc Tag with the EC50 of 14.2ng/ml determined by ELISA.

BLI Data



Loaded Anti-CD98 Ab., hFc-Avi Tag on ProA-Biosensor can bind Human CD98, His Tag with an affinity constant of 7.21 nM as determined in BLI assay .