

Human CD98 Protein, Ultra Low Endotoxin



Cat. No. CD9-HM298-UL

Description	
Source	Recombinant Human CD98 Protein is expressed from HEK293 with hFc tag at the N-terminus It contains Arg206-Ala630.
Accession	AAH01061
Molecular Weight	The protein has a predicted MW of 72.38 kDa. Due to glycosylation, the protein migrates to 80-100 kDa based on Bis-Tris PAGE result.
Endotoxin	Less than 0.01 EU per µg by the LAL method.
Purity	> 95% as determined by Bis-Tris PAGE > 95% as determined by HPLC

Formulation and Storage	
Formulation	Lyophilized from 0.22 µm filtered solution in PBS (pH 7.4). Normally 8% trehalose is added as protectant before lyophilization.
Reconstitution	Dissolve the lyophilized protein in distilled water. Please refer to the Certificate of Analysis for detailed instructions.
Storage	-20 to -80°C for 12 months as supplied from date of receipt. -80°C for 3 months after reconstitution. Recommend to aliquot the protein into smaller quantities for optimal storage. Please minimize freeze-thaw cycles.

Background	
The type II transmembrane protein CD98, best known as the heavy chain of the heterodimeric amino acid transporters (HAT), is required for the surface expression and basolateral localization of this transporter complex in polarized epithelial cells. CD98 also interacts with beta1 integrins resulting in an increase in their affinity for ligand. In this study we explored the role of the transmembrane and cytoplasmic domains of CD98 on integrin-dependent cell adhesion and migration in polarized renal epithelial cells.	

Assay Data

Bis-Tris PAGE



Human CD98 on Bis-Tris PAGE under reduced condition. The purity is greater than 95%.

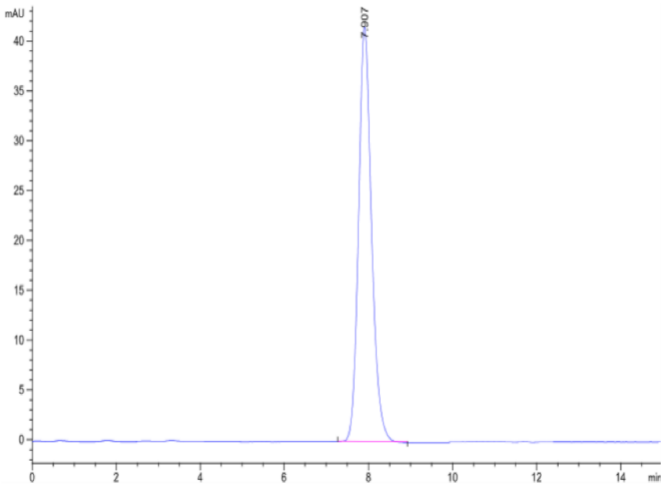
SEC-HPLC

Human CD98 Protein, Ultra Low Endotoxin

Cat. No. CD9-HM298-UL



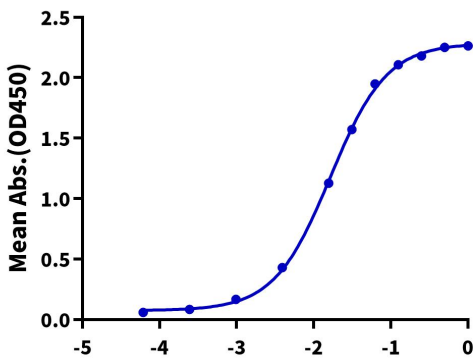
Assay Data



The purity of Human CD98 is greater than 95% as determined by SEC-HPLC.

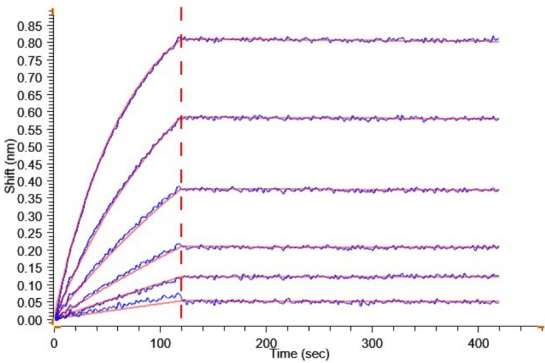
ELISA Data

Human CD98, hFc Tag ELISA
0.2µg Human CD98, hFc Tag Per Well



Immobilized Human CD98, hFc Tag at 2 µg/ml (100 µl/well) on the plate. Dose response curve for Biotinylated CD98 Antibody, hFc Tag with the EC50 of 16.4 ng/ml determined by ELISA (QC Test).

BLI Data



Loaded Biotinylated Anti-CD98 Antibody, hFc Tag on SA-Biosensor, can bind Human CD98, hFc Tag with an affinity constant of 0.21 nM as determined in BLI assay (Gator® Prime).