

# Human CD300A Protein

Cat. No. CDA-HM201

## Description

<b>Source</b>	Recombinant Human CD300A Protein is expressed from HEK293 with hFc tag at the C-Terminus. It contains Leu18-Pro180.
<b>Accession</b>	Q9UGN4-1
<b>Molecular Weight</b>	The protein has a predicted MW of 44.4 kDa. Due to glycosylation, the protein migrates to 60-75 kDa based on Bis-Tris PAGE result.
<b>Endotoxin</b>	Less than 1EU per $\mu\text{g}$ by the LAL method.
<b>Purity</b>	> 95% as determined by Bis-Tris PAGE > 95% as determined by HPLC

## Formulation and Storage

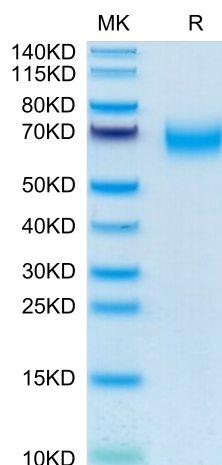
<b>Formulation</b>	Supplied as 0.22 $\mu\text{m}$ filtered solution in PBS (pH 7.4).
<b>Storage</b>	Valid for 12 months from date of receipt when stored at -80°C. Recommend to aliquot the protein into smaller quantities for optimal storage. Please minimize freeze-thaw cycles.

## Background

CD300a is an inhibitory receptor for mast cells and eosinophils in allergic inflammation (AI); however, the spatiotemporal expression of CD300a and its potential roles in the resolution of AI are still to be determined. CD300a expression on peritoneal cells is regulated from inflammation to resolution. CD300a activation on mouse bone marrow-derived mast cells regulated ALX/FPR2 expression levels following IgE-mediated activation.

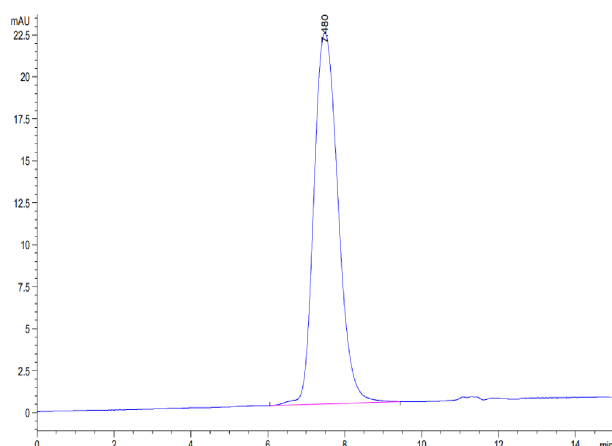
## Assay Data

### Bis-Tris PAGE



Human CD300A on Bis-Tris PAGE under reduced condition. The purity is greater than 95%.

### SEC-HPLC

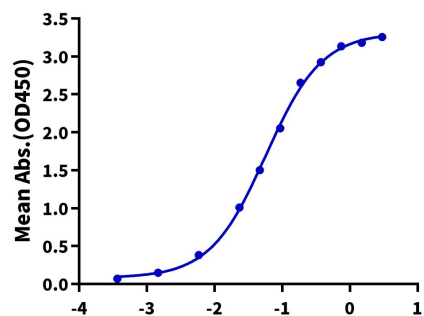


The purity of Human CD300A is greater than 95% as determined by SEC-HPLC.

Assay Data

ELISA Data

**Human CD300A, hFc Tag ELISA**  
0.1µg Human CD300A, hFc Tag Per Well



Immobilized Human CD300A, hFc Tag at 1µg/ml (100µl/Well) on the plate. Dose response curve for Biotinylated Anti-CD300A Antibody, hFc Tag with the EC50 of 57.4ng/ml determined by ELISA.

Log Biotinylated Anti-CD300A Antibody, hFc-Avi Tag Conc.(µg/ml)