

# Biotinylated Human Fc gamma RIIIA/CD16a (F176) Protein, Ultra Low Endotoxin



Cat. No. CDA-HM416B-UL

## Description

<b>Source</b>	Recombinant Biotinylated Human Fc gamma RIIIA/CD16a (F176) Protein is expressed from HEK293 with His tag and Avi tag at the C-Terminus.. It contains Gly17-Gln208(F176).
<b>Accession</b>	P08637-1
<b>Molecular Weight</b>	The protein has a predicted MW of 24.7 kDa. Due to glycosylation, the protein migrates to 48-58 kDa based on Bis-Tris PAGE result.
<b>Endotoxin</b>	Less than 0.01 EU per µg by the LAL method.
<b>Purity</b>	> 95% as determined by Bis-Tris PAGE > 95% as determined by HPLC

## Formulation and Storage

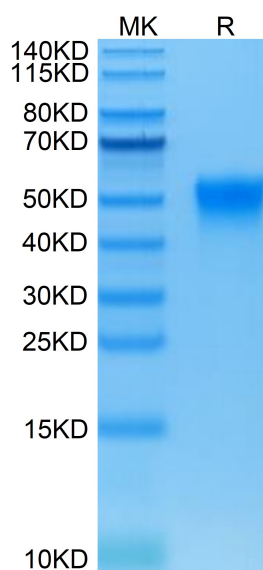
<b>Formulation</b>	Lyophilized from 0.22µm filtered solution in PBS (pH 7.4). Normally 8% trehalose is added as protectant before lyophilization.
<b>Reconstitution</b>	Dissolve the lyophilized protein in distilled water. Please refer to the Certificate of Analysis for detailed instructions.
<b>Storage</b>	-20 to -80°C for 12 months as supplied from date of receipt. -80°C for 3 months after reconstitution. Recommend to aliquot the protein into smaller quantities for optimal storage. Please minimize freeze-thaw cycles.

## Background

Human Fc gamma RIIIA/CD16a Protein is a receptor for the Fc region of IgG. Binds complexed or aggregated IgG and also monomeric IgG. Mediates antibody-dependent cellular cytotoxicity (ADCC) and other antibody-dependent responses, such as phagocytosis.

## Assay Data

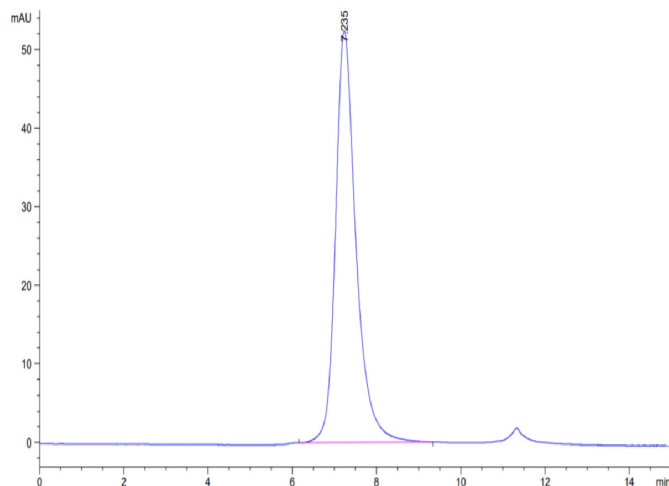
### Bis-Tris PAGE



Biotinylated Human Fc gamma RIIIA (F176) on Bis-Tris PAGE under reduced condition. The purity is greater than 95%.

### SEC-HPLC

**Assay Data**

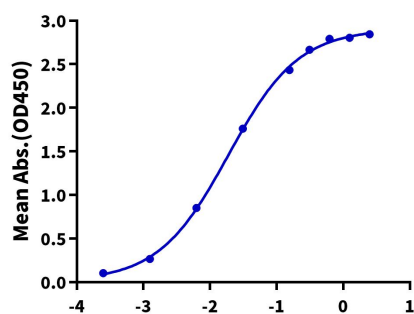


The purity of Biotinylated Human Fc gamma RIIIA (F176) is greater than 95% as determined by SEC-HPLC.

**ELISA Data**

**Biotinylated Human Fc gamma RIIIA (F176), His Tag ELISA**

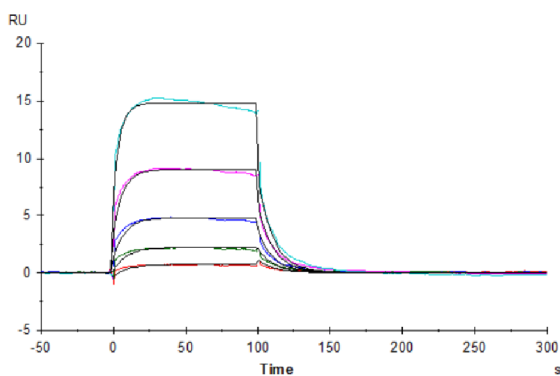
0.5µg Anti-Fc gamma RIIIA Antibody, hFc Tag Per Well



Immobilized Anti-Fc gamma RIIIA Antibody, hFc Tag at 5µg/ml (100µl/Well) on the plate. Dose response curve for Biotinylated Human Fc gamma RIIIA (F176), His-Avi Tag with the EC50 of 18.9ng/ml determined by ELISA (QC Test).

Log Biotinylated Human Fc gamma RIIIA (F176), His Tag Conc. (µg/ml)

**SPR Data**



Biotinylated Human Fc gamma RIIIA (F176), His Tag captured on CM5 Chip via Anti-His Antibody can bind Rituximab, hFc Tag with an affinity constant of 0.14µM as determined in SPR assay (Biacore T200).