

Biotinylated Human CD300A Protein

Cat. No. CDA-HM601B

Description	
Source	Recombinant Biotinylated Human CD300A Protein is expressed from HEK293 with Avi tag at the C-terminal. It contains Leu18-Pro180.
Accession	Q9UGN4-1
Molecular Weight	The protein has a predicted MW of 19.46 kDa. Due to glycosylation, the protein migrates to 40-55 kDa based on Tris-Bis PAGE result.
Endotoxin	Less than 1EU per µg by the LAL method.
Purity	> 95% as determined by Tris-Bis PAGE > 95% as determined by HPLC

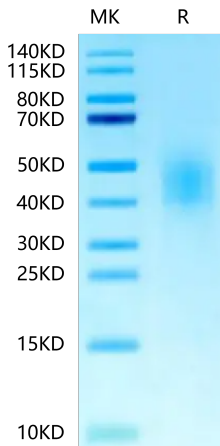
Formulation and Storage	
Formulation	Lyophilized from 0.22µm filtered solution in PBS (pH 7.4). Normally 8% trehalose is added as protectant before lyophilization.
Reconstitution	Centrifuge the tube before opening. Reconstituting to a concentration more than 100 µg/ml is recommended. Dissolve the lyophilized protein in distilled water.
Storage	-20 to -80°C for 12 months as supplied from date of receipt. -20 to -80°C for 3-6 months in unopened state after reconstitution. 2-8°C for 2-7 days after reconstitution. Recommend to aliquot the protein into smaller quantities for optimal storage. Please minimize freeze-thaw cycles.

Background

CD300a is an inhibitory receptor for mast cells and eosinophils in allergic inflammation (AI); however, the spatiotemporal expression of CD300a and its potential roles in the resolution of AI are still to be determined. CD300a expression on peritoneal cells is regulated from inflammation to resolution. CD300a activation on mouse bone marrow-derived mast cells regulated ALX/FPR2 expression levels following IgE-mediated activation.

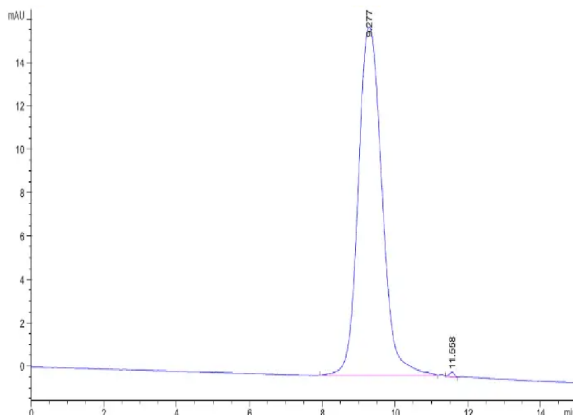
Assay Data

Tris-Bis PAGE



Biotinylated Human CD300A on Tris-Bis PAGE under reduced condition. The purity is greater than 95%.

SEC-HPLC



The purity of Biotinylated Human CD300A is greater than 95% as determined by SEC-HPLC.

Biotinylated Human CD300A Protein

Cat. No. CDA-HM601B

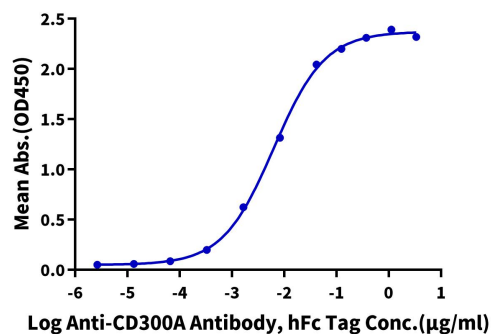


Assay Data

ELISA Data

Biotinylated Human CD300A, Avi Tag ELISA

0.05µg Biotinylated Human CD300A, Avi Tag Per Well



Immobilized Biotinylated Human CD300A, Avi Tag at 0.5µg/ml (100µl/well) on the streptavidin precoated plate (5µg/ml). Dose response curve for Anti-CD300A Antibody, hFc Tag with the EC50 of 6.3ng/ml determined by ELISA.