

Human CDH17/Cadherin 17 Domain 6-7 Protein, Ultra Low Endotoxin



Cat. No. CDH-HM3D2-UL

Description

Source	Recombinant Human CDH17/Cadherin 17 Domain 6-7 Protein is expressed from HEK293 with mFc (IgG1) tag at the C-Terminus. It contains Ser567-Gly777.
Accession	Q12864
Molecular Weight	The protein has a predicted MW of 50.18 kDa. Due to glycosylation, the protein migrates to 55-65 kDa based on Bis-Tris PAGE result.
Endotoxin	Less than 0.01 EU per µg by the LAL method.
Purity	> 95% as determined by Bis-Tris PAGE > 90% as determined by HPLC

Formulation and Storage


Formulation	Lyophilized from 0.22 µm filtered solution in PBS (pH 7.4). Normally 8% trehalose is added as protectant before lyophilization.
Reconstitution	Dissolve the lyophilized protein in distilled water. Please refer to the Certificate of Analysis for detailed instructions.
Storage	-20 to -80°C for 12 months as supplied from date of receipt. -80°C for 3 months after reconstitution. Recommend to aliquot the protein into smaller quantities for optimal storage. Please minimize freeze-thaw cycles.

Background

Liver-intestine cadherin (CDH17) has been known to function as a tumor stimulator and diagnostic marker for almost two decades. In vivo studies showed CDH17 knockout resulted in apoptotic PC tumor death through activating caspase-3 activity. Taken together, CDH17 functions as an oncogenic molecule critical to PC growth by regulating tumor apoptosis signaling pathways and CDH17 could be targeted to develop an anti-PC therapeutic approach.

Assay Data

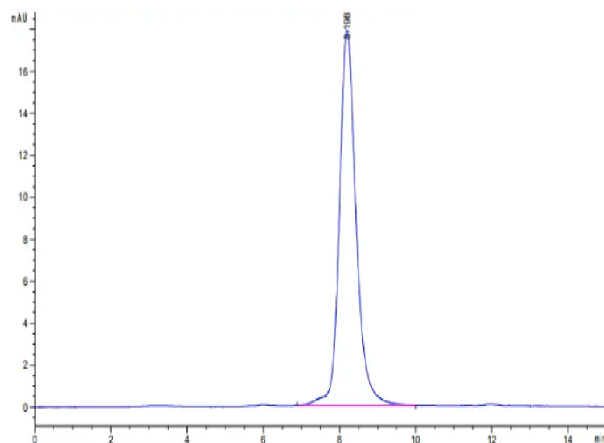
Bis-Tris PAGE



Human CDH17 Domain 6-7 on Bis-Tris PAGE under reduced condition. The purity is greater than 95%.

SEC-HPLC

Assay Data



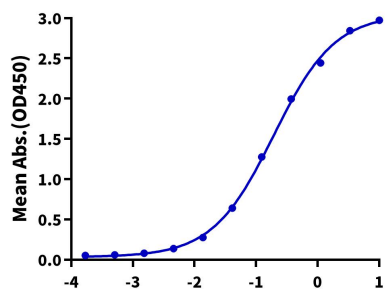
The purity of Human CDH17 Domain 6-7 is greater than 90% as determined by SEC-HPLC.

Assay Data

ELISA Data

Human CDH17 Domain 6-7, mFc Tag ELISA

0.5µg Human CDH17 Domain 6-7, mFc Tag Per Well



Immobilized Human CDH17 Domain 6-7, mFc Tag at 5µg/ml (100µl/well) on the plate. Dose response curve for Biotinylated Anti-CDH17 Domain 6 Antibody, hFc-Avi Tag with the EC50 of 0.19µg/ml determined by ELISA.

Log Biotinylated Anti-CDH17 Domain 6 Antibody, hFc-Avi Tag Conc.(µg/ml)