

Human CD44v9 Protein

Cat. No. CDX-HM1V9

Description

Source	Recombinant Human CD44v9 Protein is expressed from HEK293 with His tag at the C-terminus. It contains Gln21-Pro220 & Gly506-Ser534.
Accession	P16070-1
Molecular Weight	The protein has a predicted MW of 26.84 kDa. Due to glycosylation, the protein migrates to 45-75 kDa based on Bis-Tris PAGE result.
Endotoxin	Less than 1 EU per µg by the LAL method.
Purity	> 95% as determined by Bis-Tris PAGE > 95% as determined by HPLC

Formulation and Storage

Formulation	Lyophilized from 0.22 µm filtered solution in PBS (pH 7.4). Normally 8% trehalose is added as protectant before lyophilization.
Reconstitution	Dissolve the lyophilized protein in distilled water. Please refer to the Certificate of Analysis for detailed instructions.
Storage	-20 to -80°C for 12 months as supplied from date of receipt. -80°C for 3 months after reconstitution. Recommend to aliquot the protein into smaller quantities for optimal storage. Please minimize freeze-thaw cycles.

Background

CD44 is a hyaluronan binding cell surface signal transducing receptor that influences motility, cell survival and proliferation as well as the formation of tumor microenvironment. CD44 contains two variable regions encoded by variable exons. Alternative splicing, which is often deregulated in cancer, can produce various isoforms of CD44 with properties that may have different tissue specific effects and therefore even diverse effects on cancer progression

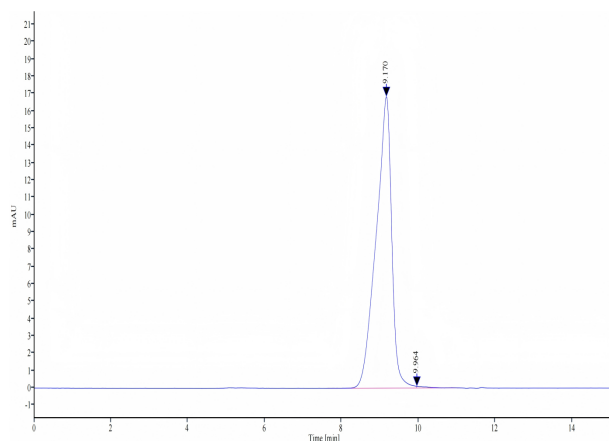
Assay Data

Bis-Tris PAGE



Human CD44v9 on Bis-Tris PAGE under reduced condition. The purity is greater than 95%.

SEC-HPLC



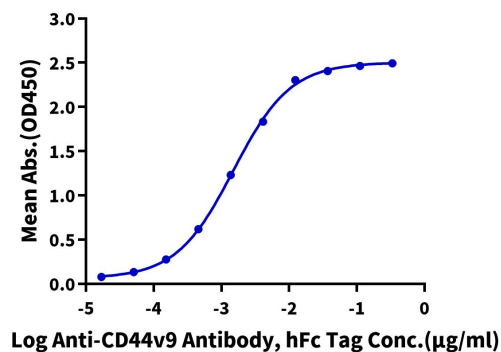
The purity of Human CD44v9 is greater than 95% as determined by SEC-HPLC.

Assay Data

ELISA Data

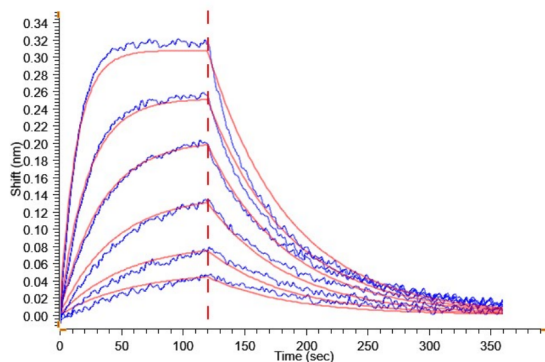
Human CD44v9, His Tag ELISA

0.1µg Human CD44v9, His Tag Per Well



Immobilized Human CD44v9, His Tag at 1µg/ml (100µl/well) on the plate. Dose response curve for Anti-CD44v9 Antibody, hFc Tag with the EC50 of 1.5ng/ml determined by ELISA.

BLI Data



Loaded Anti-CD44v9 Antibody, hFc Tag on ProA-Biosensor can bind Human CD44v9, His Tag with an affinity constant of 25.90 nM as determined in BLI assay.