

Biotinylated Human Coagulation factor III/Tissue Factor Protein, Ultra Low Endotoxin



Cat. No. CF3-HM401B-UL

Description

Source	Recombinant Biotinylated Human Coagulation factor III/Tissue Factor Protein is expressed from HEK293 with His tag and Avi tag at the C-terminus. It contains Ser33-Glu251.
Accession	P13726-1
Molecular Weight	The protein has a predicted MW of 27.7 kDa. Due to glycosylation, the protein migrates to 35-50 kDa based on Bis-Tris PAGE result.
Endotoxin	Less than 0.01 EU per µg by the LAL method.
Purity	> 95% as determined by Bis-Tris PAGE > 95% as determined by HPLC

Formulation and Storage

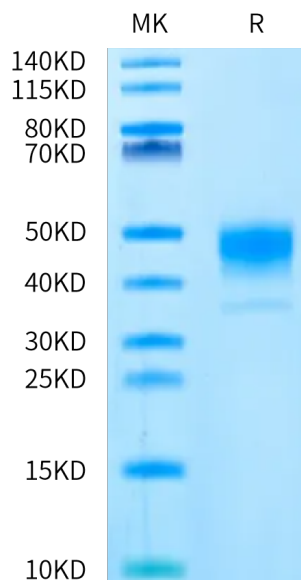
Formulation	Lyophilized from 0.22 µm filtered solution in PBS (pH 7.4). Normally 8% trehalose is added as protectant before lyophilization.
Reconstitution	Dissolve the lyophilized protein in distilled water. Please refer to the Certificate of Analysis for detailed instructions.
Storage	-20 to -80°C for 12 months as supplied from date of receipt. -80°C for 3 months after reconstitution. Recommend to aliquot the protein into smaller quantities for optimal storage. Please minimize freeze-thaw cycles.

Background

Tissue factor (also named Coagulation Factor III) is a cell surface glycoprotein responsible for initiating the extrinsic pathway of coagulation. Tissue factor is the primary cellular initiator of blood coagulation via interaction with coagulation factor VII. Aberrant expression of tissue factor is responsible for thrombosis during septic shock, atherosclerosis and cancer.

Assay Data

Bis-Tris PAGE



Biotinylated Human Coagulation factor III on Bis-Tris PAGE under reduced condition. The purity is greater than 95%.

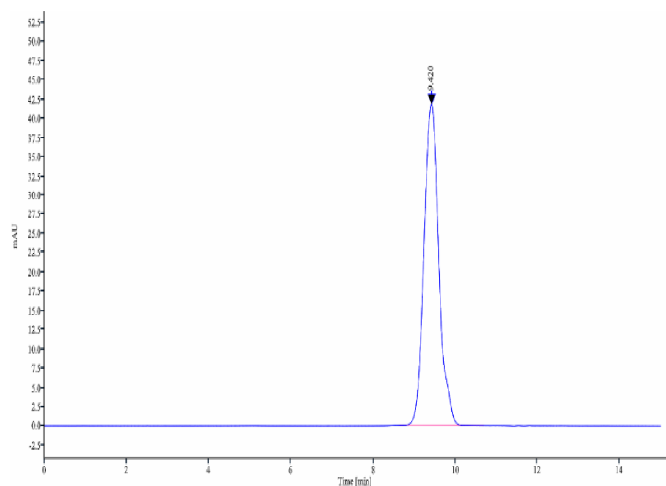
SEC-HPLC

Biotinylated Human Coagulation factor III/Tissue Factor Protein, Ultra Low Endotoxin



Cat. No. CF3-HM401B-UL

Assay Data

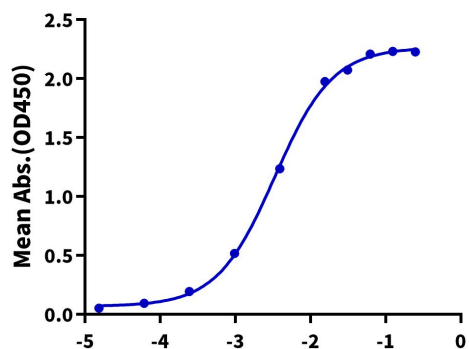


The purity of Biotinylated Human Coagulation factor III is greater than 95% as determined by SEC-HPLC.

ELISA Data

Biotinylated Human Coagulation Factor III, His Avi Tag ELISA

0.05µg Biotinylated Human Coagulation Factor III, His Avi Tag Per Well



Immobilized Biotinylated Human Coagulation Factor III, His Avi Tag at 0.5µg/ml (100µl/well) on the streptavidin precoated plate (5µg/ml). Dose response curve for Anti-Tissue Factor Antibody, hFc Tag with the EC50 of 3.4ng/ml determined by ELISA.

Bioactivity Data

Measured by its ability to activate Coagulation Factor VII in cleaving a fluorogenic peptide substrate Boc-VPR-AMC. The AC50 is < 4µg/mL.