

Biotinylated Human Coagulation factor III/Tissue Factor Protein



Cat. No. CF3-HM401B

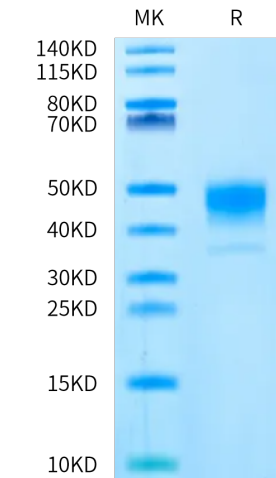
Description	
Source	Recombinant Biotinylated Human Coagulation factor III/Tissue Factor Protein is expressed from HEK293 with His tag and Avi tag at the C-terminus. It contains Ser33-Glu251.
Accession	P13726-1
Molecular Weight	The protein has a predicted MW of 27.7 kDa. Due to glycosylation, the protein migrates to 35-50 kDa based on Bis-Tris PAGE result.
Endotoxin	Less than 1 EU per µg by the LAL method.
Purity	> 95% as determined by Bis-Tris PAGE > 95% as determined by HPLC

Formulation and Storage	
Formulation	Supplied as 0.22 µm filtered solution in PBS (pH 7.4).
Storage	Valid for 12 months from date of receipt when stored at -80°C. Recommend to aliquot the protein into smaller quantities for optimal storage. Please minimize freeze-thaw cycles.

Background	
Tissue factor (also named Coagulation Factor III) is a cell surface glycoprotein responsible for initiating the extrinsic pathway of coagulation. Tissue factor is the primary cellular initiator of blood coagulation via interaction with coagulation factor VII. Aberrant expression of tissue factor is responsible for thrombosis during septic shock, atherosclerosis and cancer.	

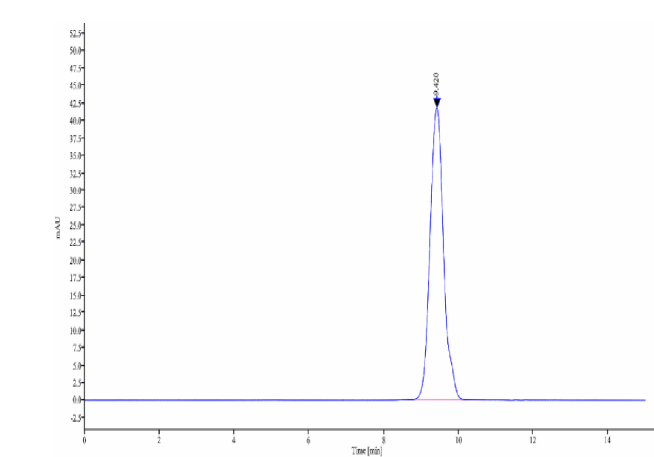
Assay Data

Bis-Tris PAGE



Biotinylated Human Coagulation factor III on Bis-Tris PAGE under reduced condition. The purity is greater than 95%.

SEC-HPLC



The purity of Biotinylated Human Coagulation factor III is greater than 95% as determined by SEC-HPLC.

Biotinylated Human Coagulation factor III/Tissue Factor Protein



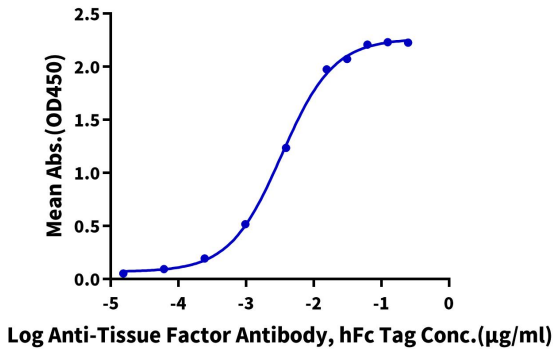
Cat. No. CF3-HM401B

Assay Data

ELISA Data

Biotinylated Human Coagulation Factor III, His Avi Tag ELISA

0.05µg Biotinylated Human Coagulation Factor III, His Avi Tag Per Well



Immobilized Biotinylated Human Coagulation Factor III, His Avi Tag at 0.5µg/ml (100µl/well) on the streptavidin precoated plate (5µg/ml). Dose response curve for Anti-Tissue Factor Antibody, hFc Tag with the EC50 of 3.4ng/ml determined by ELISA.

Bioactivity Data

Measured by its ability to activate Coagulation Factor VII in cleaving a fluorogenic peptide substrate Boc-VPR-AMC. The AC50 is <5.5 µg/mL.