

# Human CXCL13/BCA-1 Protein

Cat. No. CXC-HM213



## Description

<b>Source</b>	Recombinant Human CXCL13/BCA-1 Protein is expressed from HEK293 with hFc tag at the N-Terminus. It contains Val23-Per109.
<b>Accession</b>	O43927
<b>Molecular Weight</b>	The protein has a predicted MW of 37.6 kDa. Due to glycosylation, the protein migrates to 42-50 kDa based on Bis-Tris PAGE result.
<b>Endotoxin</b>	Less than 1EU per µg by the LAL method.
<b>Purity</b>	>95% as determined by Bis-Tris PAGE >95% as determined by HPLC

## Formulation and Storage

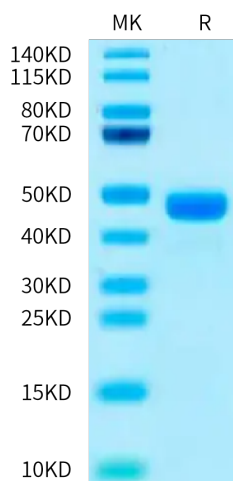
<b>Formulation</b>	Lyophilized from 0.22 µm filtered solution in PBS (pH 7.4). Normally 8% trehalose is added as protectant before lyophilization.
<b>Reconstitution</b>	Centrifuge the tube before opening. Reconstituting to a concentration more than 100 µg/ml is recommended. Dissolve the lyophilized protein in distilled water.
<b>Storage</b>	-20 to -80°C for 12 months as supplied from date of receipt. -80°C for 3-6 months after reconstitution. 2-8°C for 2-7 days after reconstitution. Recommend to aliquot the protein into smaller quantities for optimal storage. Please minimize freeze-thaw cycles.

## Background

Recent studies have implicated chemokines in microglial activation and pathogenesis of neuropathic pain. C-X-C motif chemokine 13 (CXCL13) is a B lymphocyte chemoattractant that activates CXCR5. Using the spinal nerve ligation (SNL) model of neuropathic pain, CXCL13 was persistently upregulated in spinal cord neurons after SNL, resulting in spinal astrocyte activation via CXCR5 in mice.

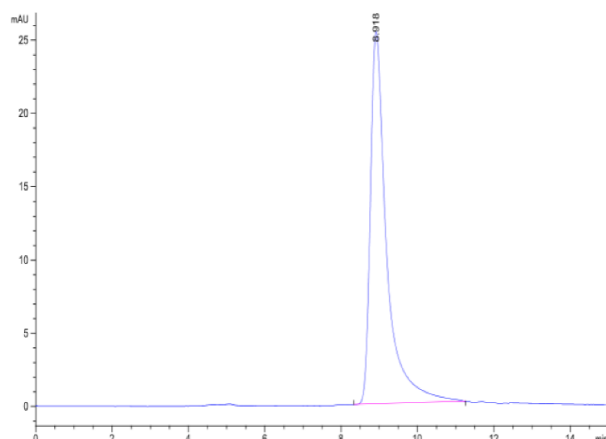
## Assay Data

### Bis-Tris PAGE



Human CXCL13 on Bis-Tris PAGE under reduced condition. The purity is greater than 95%.

### SEC-HPLC



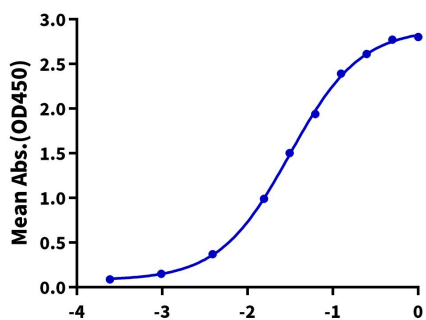
The purity of Human CXCL13/BCA-1 Protein is greater than 95% as determined by SEC-HPLC.

Assay Data

ELISA Data

**Human CXCL13, hFc Tag ELISA**

0.1µg Human CXCL13, hFc Tag Per Well



Immobilized Human CXCL13, hFc Tag at 1µg/ml (100µl/well) on the plate. Dose response curve for Biotinylated Anti-CXCL13 Antibody, hFc Tag with the EC50 of 31.3ng/ml determined by ELISA (QC Test).

Log Biotinylated Anti-CXCL13 Antibody, hFc Tag Conc.(µg/ml)