

Human DNAM-1/CD226 Protein

Cat. No. DAM-HM101

Description

Source	Recombinant Human DNAM-1/CD226 Protein is expressed from Expi293 with His tag and Avi tag at the C-terminal. It contains Glu19-Asn247.
Accession	Q15762
Molecular Weight	The protein has a predicted MW of 28.9 kDa. Due to glycosylation, the protein migrates to 45-70 kDa based on Tris-Bis PAGE result.
Endotoxin	Less than 1EU per µg by the LAL method.
Purity	> 95% as determined by Tris-Bis PAGE > 95% as determined by SEC-HPLC

Formulation and Storage

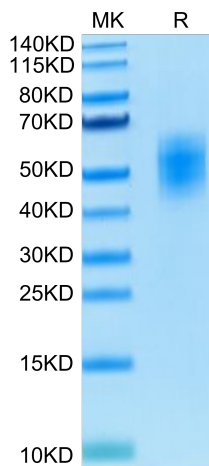
Formulation	Lyophilized from 0.22µm filtered solution in PBS (pH 7.4). Normally 5% trehalose is added as protectant before lyophilization.
Reconstitution	Centrifuge tubes before opening. Reconstituting to a concentration more than 100 µg/ml is recommended (usually we use 1mg/ml solution for lyophilization). Dissolve the lyophilized protein in distilled water.
Storage	-20 to -80°C for 12 months as supplied from date of receipt. -20 to -80°C for 3-6 months in unopened state after reconstitution. 2-8°C for 2-7 days after reconstitution. Recommend to aliquot the protein into smaller quantities for optimal storage. Please avoid freeze-thaw cycles.

Background

DNAM-1 (DNAM-1), also known as CD226, is a 65 kDa type I transmembrane glycoprotein in the immunoglobulin superfamily. DNAM-1 mediates cellular adhesion to other cells bearing its ligands, CD112 and CD155, and cross-linking DNAM-1 with antibodies causes cellular activation. Furthermore, DNAM-1 can interact with PVR and PVRL2.

Assay Data

Tris-Bis PAGE



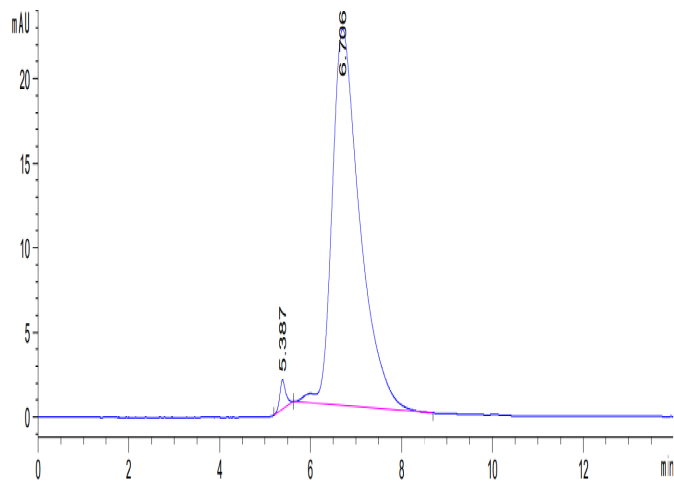
Human DNAM-1 on Tris-Bis PAGE under reduced condition. The purity is greater than 95%.

SEC-HPLC

Human DNAM-1/CD226 Protein

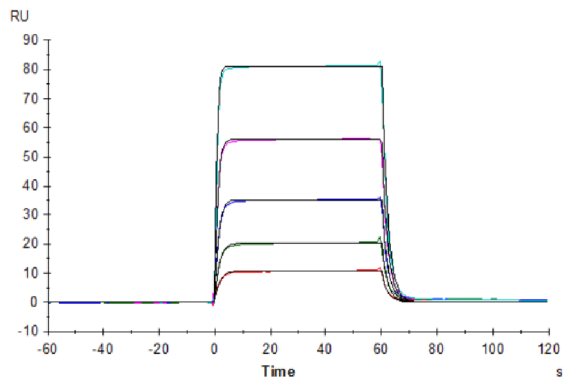
Cat. No. DAM-HM101

Assay Data



The purity of Human DNAM-1 is greater than 95% as determined by SEC-HPLC.

SPR Data



Human CD155, hFc Tag captured on Protein A chip, can bind Human DNAM-1, His Tag with an affinity constant of $0.22\mu\text{M}$ as determined in a SPR assay (Biacore T200).